



**USAID**  
FROM THE AMERICAN PEOPLE



## National Food Policy Capacity Strengthening Program



## Rice and Wheat production & price

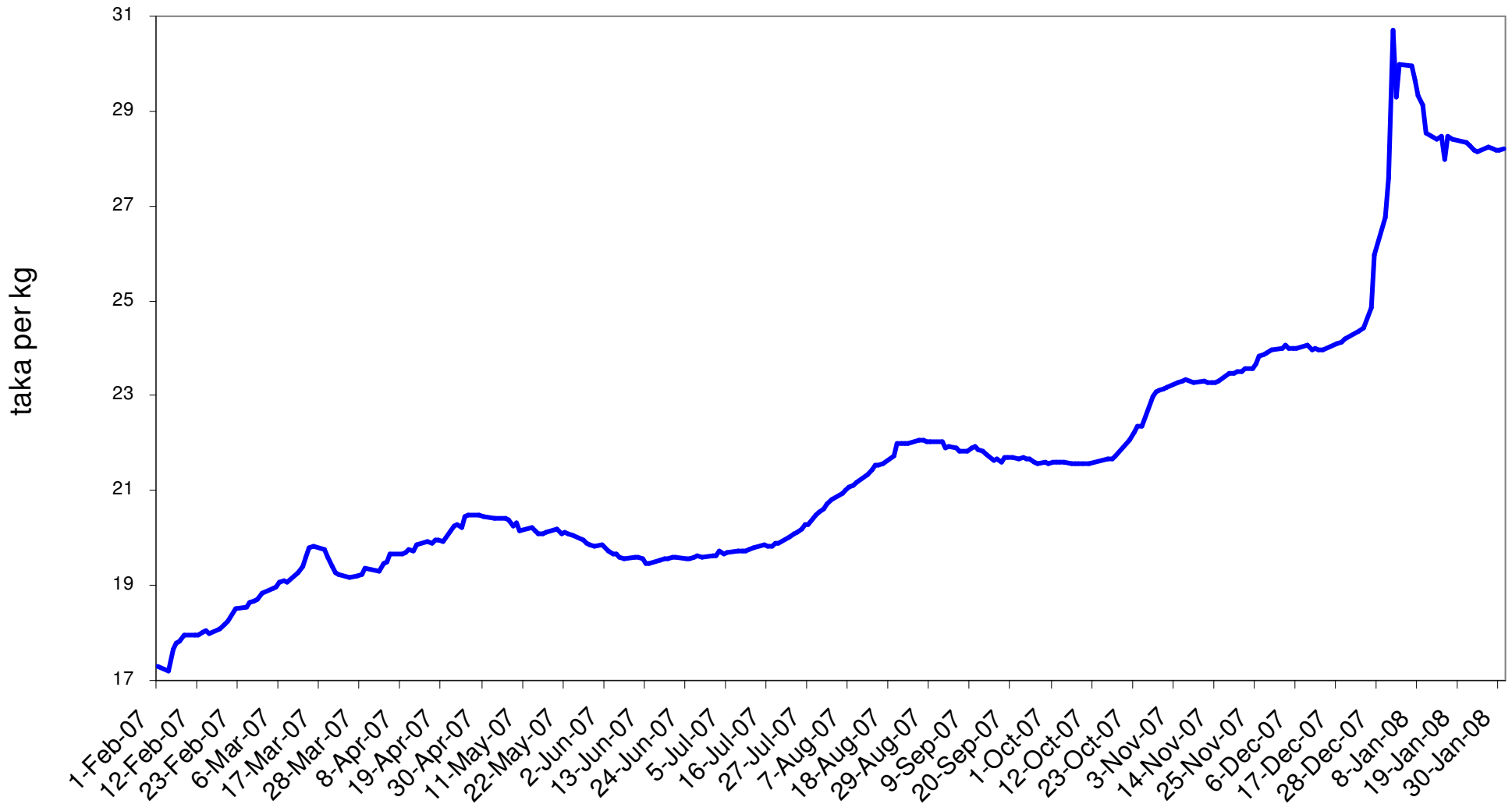
As of 21 May 2008

# FOODGRAIN IMPORT GAP

	RICE	WHEAT	FOODGRAINS
Average imports last 2 years	626	1865	2491
Additional consumption due to population growth	334	12	346
Reduced production due to floods	600 - 850		600 - 850
Reduced production due to cyclone	800 - 1300		800 - 1300
<b>GAP TO BE FILLED IN 2007/08</b>	<b>2361 - 3111</b>	<b>1877</b>	<b>4238 - 4988</b>
Public imports as of 04/02 (DGF) of which:	156	127	283
<i>Public commercial imports (DGF)</i>	116	0	116
<i>Aid (DGF)</i>	41	127	167
Private imports as of 04/02(DGF)	1100	1042	2143
<b>GAP FILLED SO FAR</b>	<b>1257</b>	<b>1169</b>	<b>2426</b>
<b>CURRENT GAP</b>	<b>1104-1854</b>	<b>708</b>	<b>1812-2562</b>
Indian rice available for import	500		500
DAE projection of boro increase from last year	500		500
<b>POTENTIAL SOURCES TO FILL IN THE GAP</b>	<b>1000</b>		<b>1000</b>
<b>RESIDUAL GAP</b>	<b>104-854</b>	<b>708</b>	<b>812-1562</b>

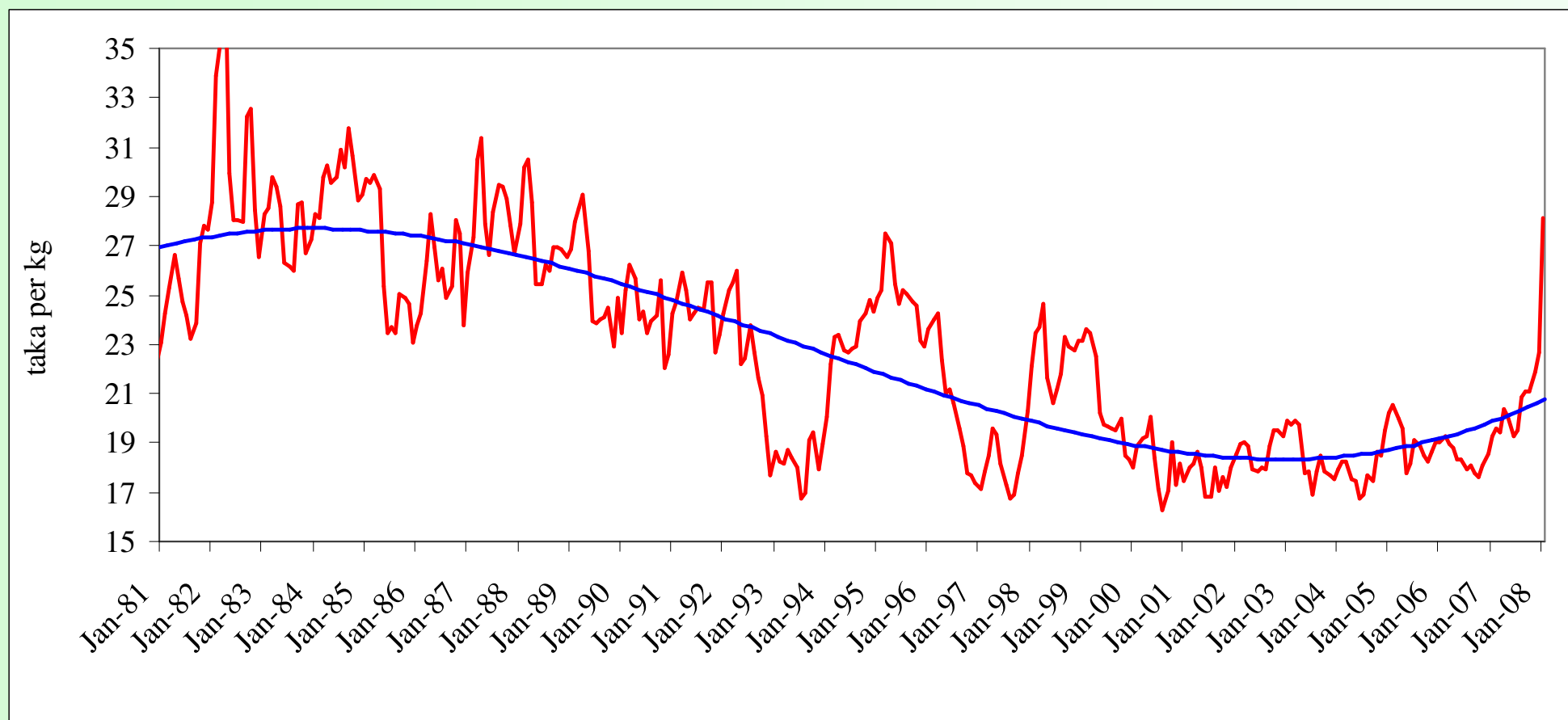
RICE

# Rice daily national average retail price from Feb'07-Jan'08



Source: MISM

# Rice *real* national wholesale prices since 1980



Source: DAM; the prices are deflated by the general CPI which is obtained from BBS.

# Rice monthly wholesale price in the last 2 years: national average and districts



# Domestic vs. international prices

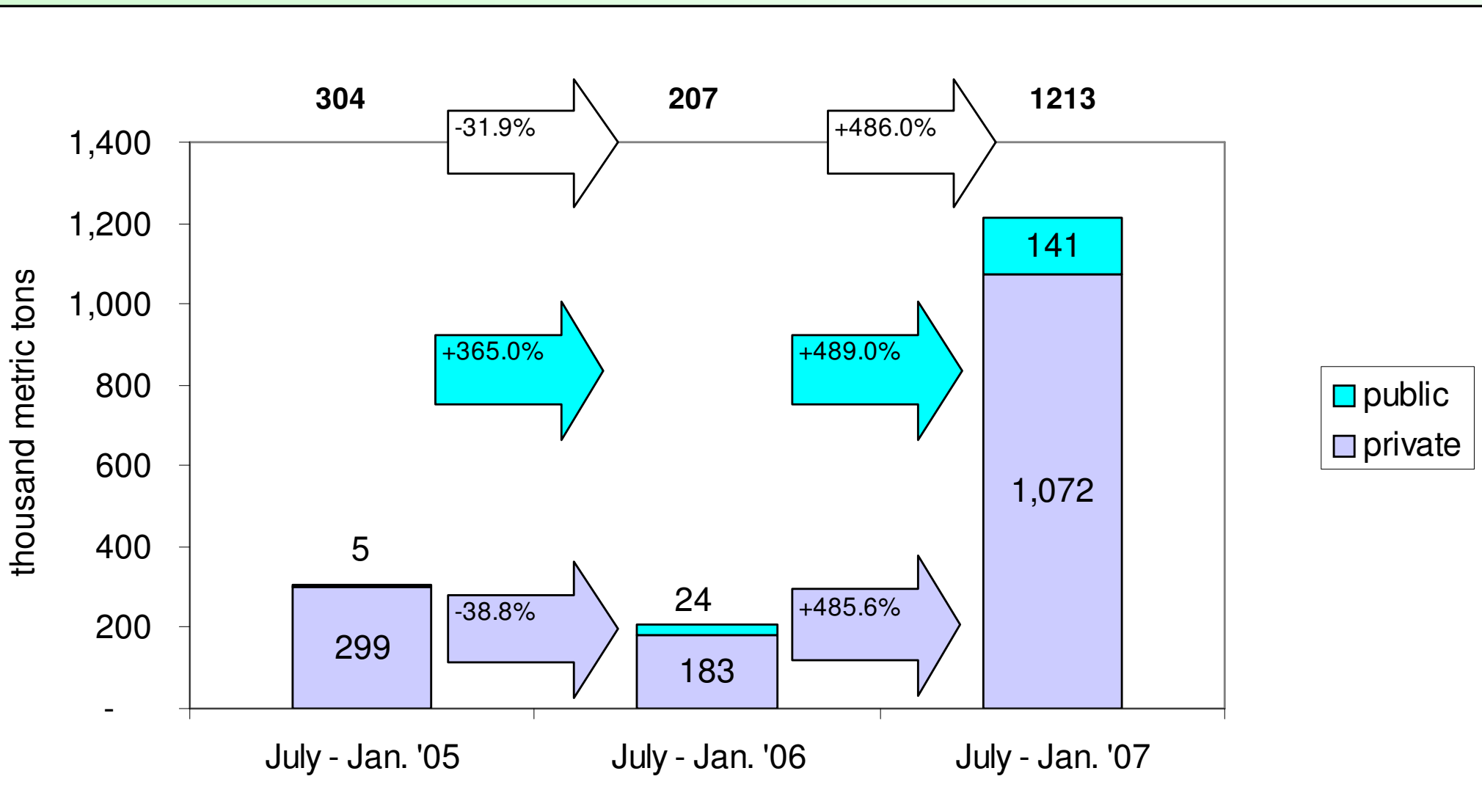
## Domestic wholesale price in taka per kg

Month	2007	2006	% change
Jan	17.03	15.94	6.8
Feb	17.55	16.11	8.9
Mar	17.65	16.05	10.0
Apr	18.86	16.07	17.4
May	18.67	15.82	18.0
Jun	18.31	15.93	14.9
Jul	18.70	15.61	19.8
Aug	20.15	15.84	27.2
Sep	20.63	15.87	30.0
Oct	21.23	16.02	32.5
Nov	21.91	16.26	34.7
Dec	22.66	16.45	37.8
<b>AVERAGE</b>	<b>19.4</b>	<b>16.0</b>	<b>21.6</b>

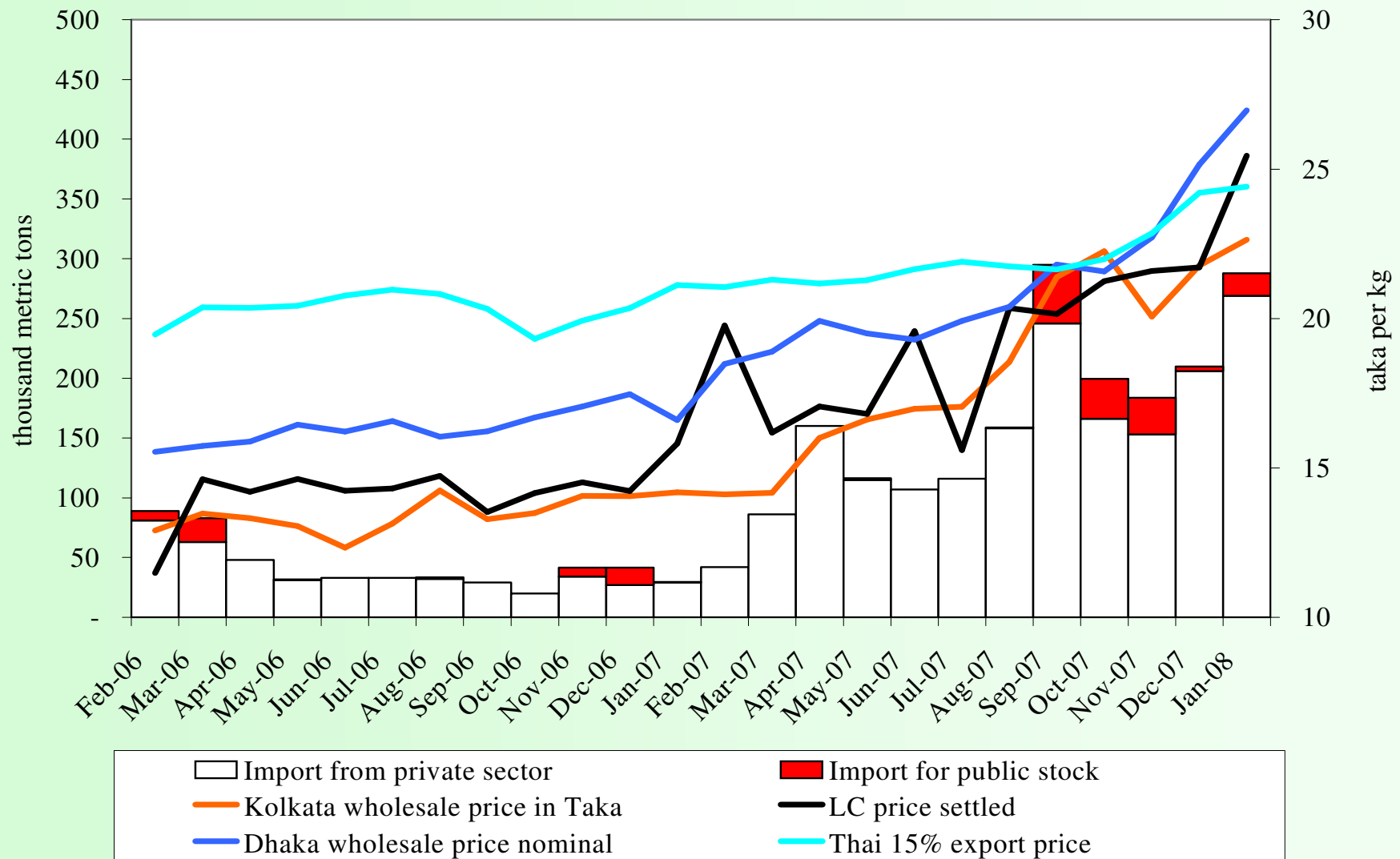
## Average monthly change 2007 on 2006

- Domestic wholesale price increase: **+21.6%**
- World All rice price index (FAO): **+17.1%**
- Kolkata: **+32.3%**
- Lucknow: **27.7%**
- Bhubaneshwer: **26.9%**
- Thai 15% broken rice price increase **+8.2%**

# Public and private rice imports



# Rice imports and prices



Sources: LC price: Bangladesh Bank; Dhaka wholesale price: DAM; Imports for public stock and private imports: DG Food; Thai 15% price: FAO; Kolkata price: Ministry of Consumer Affairs

# PUBLIC STOCK

# Public closing stock

