



A Presentation on

---

Challenges of Aid Harmonization  
in


Second Primary Education Development Program  
(PEDP II)

Presented by:

Chowdhury Mufad Ahmed

Joint Program Director

Second Primary Education Development Program




# Background of PEDP II

# Primary Education in Bangladesh

## Success in Access

### Types and Number of Primary Schools



Type of School	No. of Schools
Govt. Primary Schools	37672
Registered Non Govt. Primary Schools	19682
Experimental Schools	54
Community Schools	3027
Non-registered Non-Govt. Primary Schools	946
Kindergarten	2281
NGO Schools	289
Ebtadaee Madrasahs	6768
Primary Sections of High Madrasahs	8329
Primary Sections of High Schools	1353
Total:	80401



# Primary Education in Bangladesh

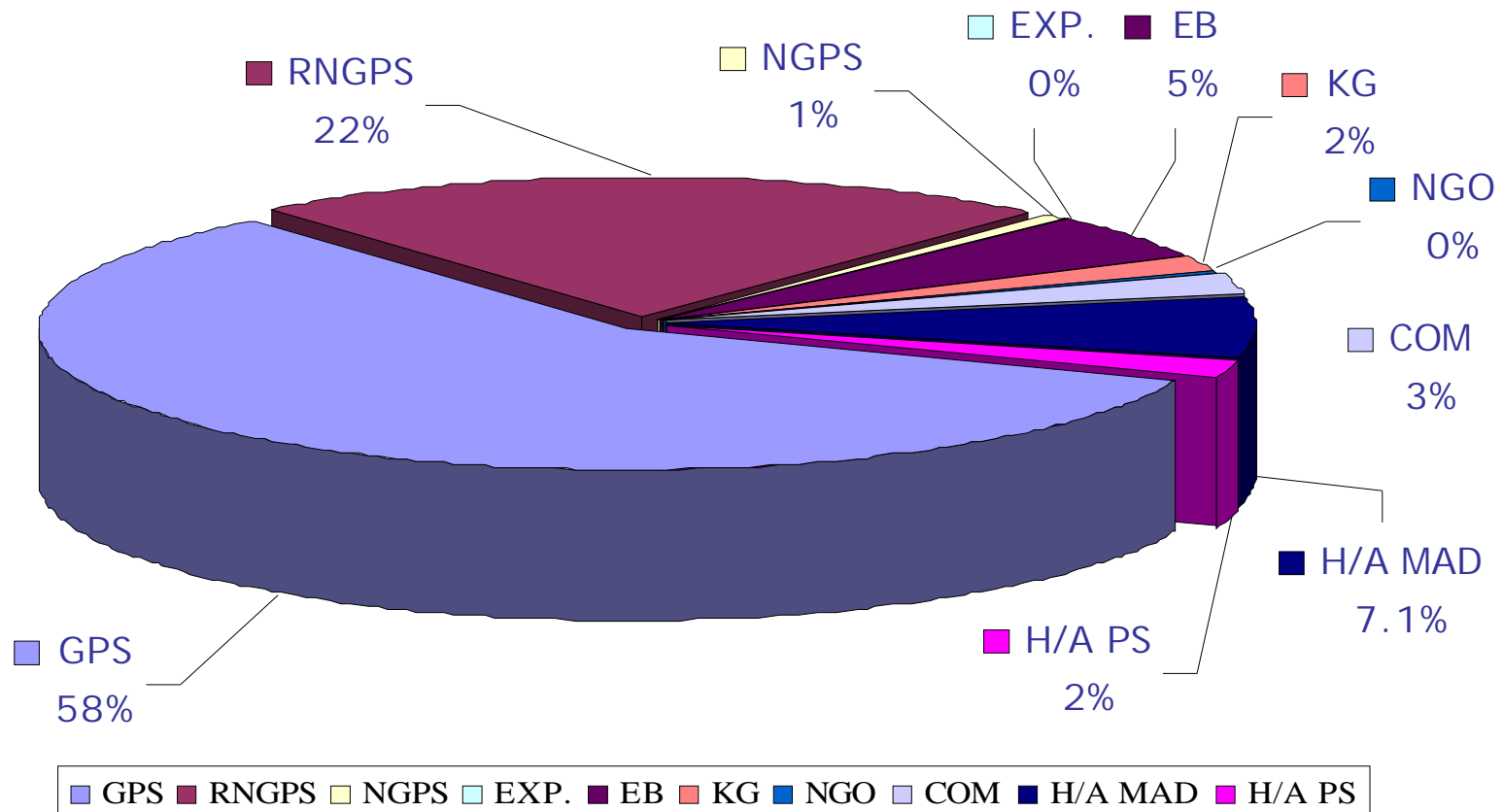
## Success in Access

---

- § Number of children in 6~10 year age group: 1.73 crore
- § Number of Primary School students: 1.62 crore
- § Gross Enrolment Rate: 94%
- § Net Enrolment rate: 87%
- § Gender Parity: 100 boys against 105 girls

# Enrolment in different types of primary level educational institutions

Enrolment in different types of primary level educational institutions





# Primary Education in Bangladesh

## Limitations

---

### Repetition rate:

n National Average:	11.2%
n Girls:	10.9%
n Boys:	11.5%

### Survival rate to Grade V:

n National Average:	52.9%
n Girls:	56.9%
n Boys:	49%

### Student absenteeism:

National Average:	23%
-------------------	-----



# Primary Education in Bangladesh

## Limitations

---

### Student-teacher ratio:

National Average: 47:1

Government Primary School: 58:1

Regd. Non-Govt. primary School: 46:1



# Primary Education in Bangladesh

## Limitations

---

Average number of students per classroom

Government Primary School: 68

Registered Non-Government primary School: 63

The Range Varies from 24 to 200 students per classroom



# Primary Education in Bangladesh

## Limitations


---

Because of accommodation problem 91% of the schools (GPS and RNGPS) are running a staggered system of schooling.

### Contact Hours

Single shift schools: 900 hours per annum

Double shift schools: 600 hours per annum




# Primary Education in Bangladesh

## Limitations

---

Result is  
unsatisfactory  
learning  
outcome




# Transition from Projects to Program



## Projects in the primary education sub-sector

---


- n Over 20 projects including around 10 assisted by DPs like Unicef, IDA, ADB, EC, DFID, NORAD, GTZ, KFW, IDB
- n Some good initiatives and impact
- n Institutionalization and sustainability questionable



## Concerns of the DPs

---

- n Lack of experience in education capacity in the field
- n Need for DPs to accept a non-leadership role
- n A certain loss of authority for most DPs
- n Lack of harmonization of procedures, rules and regulations



## Concerns of the Government

---


- Will 'too many cooks spoil the broth?'
- Challenges of donor coordination
- Some skepticism after the experience with health SWAP



## Preparation of PEDP II


---

- n It took over 2 years to prepare PEDP-II
- n GoB and DPs share single vision to support quality in primary education to achieve better student learning, improved access, retention and completion
- n Realization that fragmented approaches through special arrangements not good for long-term institutionalization and sustainability
- n UNICEF and JICA also keen to join as parallel financiers
- n Lessons learned from Health SWAP incorporated



## Second Primary Education Development Program (PEDP II)


The first ever (sub) sector-wide PROGRAM approach (SWAP) in the education sector of Bangladesh



# Program Features and Strategies


---

- Focus is quality of primary education for all children in Bangladesh
- the government is in the driver's seat
- 8 development partners pooled their fund and 3 development partners are 'parallel' financiers
- being implemented by the line divisions of the Department of Primary Education
- implementation period of 6 (six) years from 2004 to 2009




## PEDP II and HPSP

Program Approach in PEDP-II	Program Approach in Health Sector
Sub-sector approach, involves only primary Education Sub-sector	Sector approach. Involves integration of Health and Population sub sectors.
Only two types of financing: co-financing by major co-financiers through ADB.	Multiple modes of financing: some co-financiers (pooled funders) also channel funds bilaterally, making the financing and reporting system complicated.
Manageable procurement packages following GOB, ADB and IDA rules and regulations.	Time consuming centralized bulk procurement, mostly through International Competitive Bidding procedure



## PEDP II and HPSP

Program Approach in PEDP-II	Program Approach in Health Sector
One Program Coordination Unit to support PMU in the implementation of overall program. The management structure is designed to ensure efficiency and avoid overlap of functions.	In addition to a Program Coordination Cell, the design has included several other units to coordinate and implement various activities, such as Management Accounts Unit, Management Change Unit, etc. causing overlaps.
PEDP-II Liaison Office, PLU, is physically located outside the Lead Agency's Resident Mission Office	Program Donors' Office physically located in the Lead Agency's office.



# Key Objectives

---

- Increase primary school access, participation and completion in accordance with the Government's 'Education For All' (EFA), Poverty Reduction Strategy, Millennium Development Goals (MDGs) and other policy commitments.
- Improve the quality of student learning and achievement outcomes to Primary School Quality Levels (PSQL) standard.



## PEDP II: Main Interventions

---

- Recruitment of additional teachers, trainers and officials
- Supply textbook and supplementary reading materials, reading and teaching learning materials
- Different types of training for teachers
- Capacity building at different levels through need based training.



## PEDP II: Main Interventions

---

- Building new classrooms and toilets in schools
- Supply of improved school furniture better suited to learning needs
- Provide tube wells at school campus for safe drinking water
- Construction/renovation of office buildings, training institutes



## PEDP II: Main Interventions

---

- ÿ Public awareness campaign
- ÿ Devolution of authority to different level.
- ÿ Inclusive education program
- ÿ Early childhood education
- ÿ Continue stipend program for financial support to the poorest families




# Initial Challenges of PEDP II

---

## Transition from Project Approach to Program Approach:

- Lack of appropriate regulatory regime
- Orientation of all stakeholders with the new concept of program approach
- To prepare the institutions for program implementation



# Initial Challenges of PEDP II

---

## Complexity of financial system of PEDP-II

Multiple sources of fund:

- Government of Bangladesh
- Bi-lateral grant
- IDA Credit
- ADB Loan
- UNICEF Parallel Fund
- JICA Parallel Fund



# Initial Challenges of PEDP II:

---

## Complexity of financial system of PEDP-II

- Complex fund flow mechanism
- Sharing from GOB and CPTA
- 100% RPA for some activities
- TAX & VAT -100% GOB
- Direct funding by DPs for ICB procurement
- Special arrangements for parallel financiers

Diagram

# PEDP-II Financing Plan

Source	Total Cost (US \$ Million)	Percentage of total cost
Asian Development Bank (ADB)	100	5.5
International Development Agency (IDA), The World Bank	150	8.3
Department for International Development (DFID)	150	8.3
European Commission	100	5.5
Netherlands	50	2.8
Norwegian Agency for Development (NORAD)	40	2.2
Swedish International Development Authority (SIDA)	29	1.6
Canadian International Development Agency (CIDA)	20	1.1
Government of Japan (JICA)	3	0.2
United Nations Children's Fund (UNICEF) Australian Government	12	0.7
Government of Bangladesh (GOB) (including 864 million for stipend program)	1161	63.9
Total	1815	100.00



# Initial Challenges of PEDP II

---

## Coping with new and varied Procurement Guidelines

Three Procurement Guidelines:

- Public Procurement Regulation 2003 of GOB
- World Bank Procurement Guidelines
- ADB Guidelines



## The challenges have been overcome

---

- A SWAP(or sub-SWAP) is in place and working satisfactorily
- An effective coordination among donors and between the government and the development partners
- Varied systems of different development partners mostly converged into into a harmonized PEDP II system
- A complex financial system has been successfully made to work across PEDP II
- PPR 2003 has been mainstreamed across DPE
- ADB procurement guidelines and and World Bank Procurement Guidelines are being followed properly in required areas



# PEDP-II

---

Officially the Program completed its  
Forth Year!

But the real implementation period is  
two and a half years.



# First Year of PEDP-II

---

## FY 2003-04:

- World bank Credit Negotiations: 15 December 2003
- ADB Loan Agreement Signed: 20 January 2004
- ADB Loan became effective: 19 April 2004
- IDA Credit Effectiveness: 24 May 2004

No RPA fund was available. Only 10 Crore taka CDVAT paid for imported paper.



## Second Year of PEDP-II

---

FY 2004-05:

Release of initial advance:

Grant: 25 August 2004

ADB Loan: 2 October 2004

IDA Credit: 28 December 2004

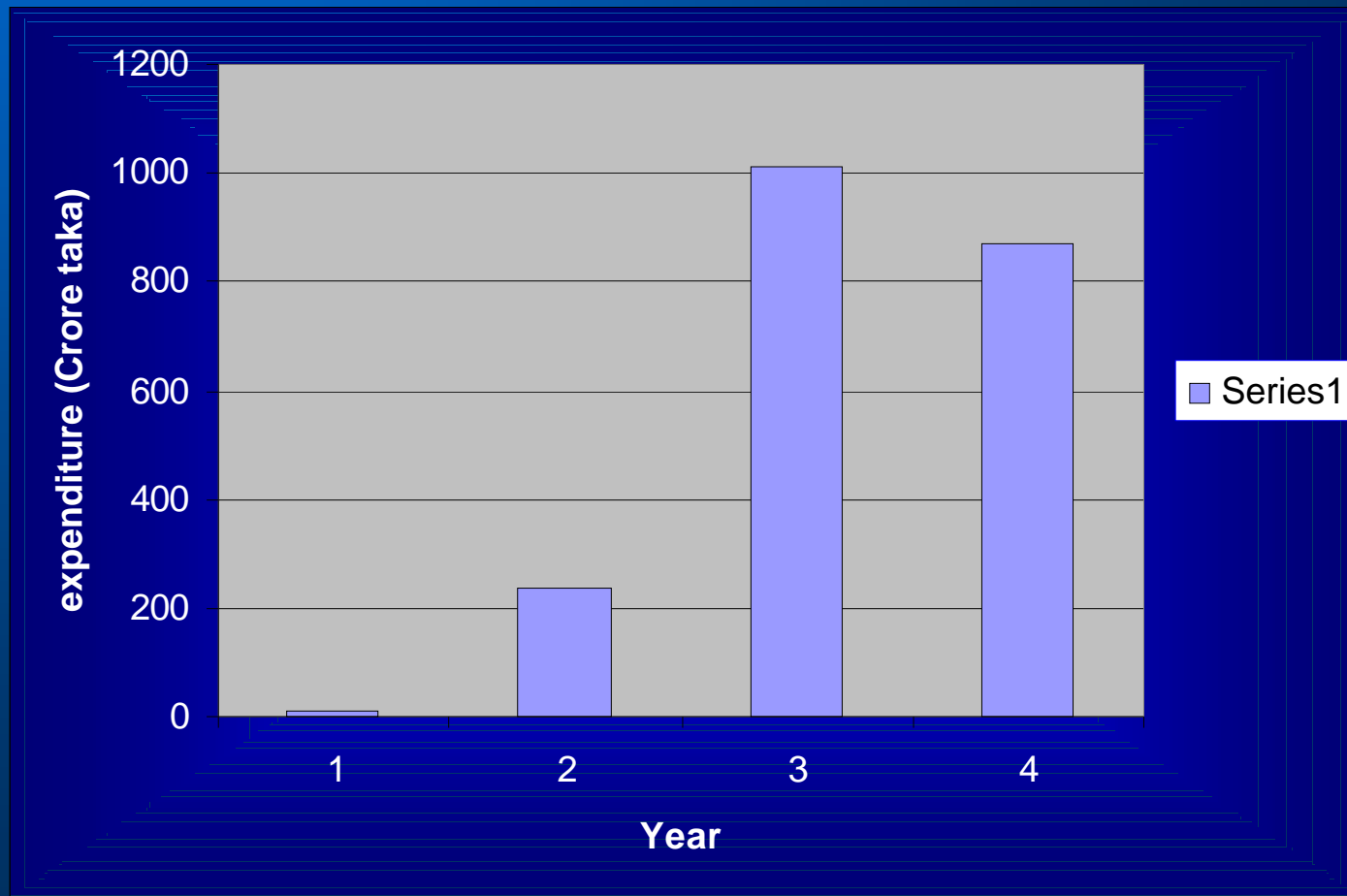
Civil Works was 80% of the AOP. Clearance received for the packages April 2005.




## PEDP-II Financial Progress

Fiscal Year	Expenditure In crore taka	% of the total PEDP II PP cost (Tk.4933 crore)
FY 2003-04	10	0.20
FY 2004-05	237	4.80
FY 2005-06	1011	20.49
FY 2006-07	872	17.68
Cumulative 2003-2007	2130	43.18

# PEDP-II Financial Progress






## Way forward

---

- § **Mid Term Review is scheduled in October/November 2007**
- § **A Joint Working Group of the government and DP representatives is meeting regularly to closely plan and monitor the key priorities/actions leading up to the MTR,**
- § **Following the MTR it will be appropriate to initiate the planning for the follow-up program.**




# Paris Declaration and PEDP II



## The Paris Declaration on Aid Effectiveness focuses on five interrelated areas

---

1. **Ownership:** Partner countries exercise effective leadership over their development policies, and strategies and coordinate development actions;
2. **Alignment:** Donors base their overall support on partner countries' national development strategies, institutions and procedures;
3. **Harmonization:** Donors' actions are more harmonized, transparent and collectively effective;
4. **Managing for Results:** Managing resources and improving decision-making for results and
5. **Mutual Accountability:** Donors and partners are accountable for development results.




## Achievements in PEDP II

---

### Ownership:

- n The government prepared a sub-sector plan, the Macro Plan, for the program with support from the development partners
- n The program supports one set of policies included in the policy matrix of the Program.
- n Government-led implementation through DPE
- n High government ownership: Flagship program of the government




## Achievements in PEDP II

---

### Alignment:

- n The program is based on the Macro Plan, prepared by the government
- n GoB procedures mostly adopted
- n GoB procurement procedures for 80% of the total expenditure procurement




## Achievements in PEDP II

---

### Harmonization:

- n Harmonized financial management – pooled funding, fund flow, withdrawal applications, Unicef work plan calendar
- n GOB accounting and auditing with provision for external audit by DPs
- n Harmonized financial reporting (FMRs),
- n ADB as the lead DP, donor consortium and donor code of conduct to reduce transaction costs
- n Program Liaison Unit established to help ADB administer PEDP-II, to support the Consortium and to serve as liaison between the GOB and DPs.




## Achievements in PEDP II

---

### Managing for Results:

- n AOP as a key planning and annual financing instrument prepared by DPE and endorsed by DPs and the Steering Committee each year as a basis for Implementation.
- n Common reporting: quarterly reporting of annual operation plan (AOP).
- n An integrated monitoring framework, the Program Performance Monitoring System, and a Program Framework developed. The program framework is being revised to make it in line with current realities.




## Achievements in PEDP II

---

### Mutual Accountability:


- n Quarterly meeting between the DPs and MOPME for policy dialogue
- n Joint Annual Review
- n Joint Working Groups



## Challenges ahead

---

- n Maintaining the current level of support and confidence of the government and DPs
- n Accommodating new activities and funding within PEDP II framework and making the planning and budgeting process flexible, predictable and closely linked to monitoring and updated data.
- n Insuring more effective harmonization among the development partners and between the government and the development partners
- n To improve the reporting quality and introducing a result-based monitoring system



---

Thank You