



**Disaster Management Information Centre
Disaster Management Bureau (DMB)
Ministry of Food and Disaster Management**

Disaster Management and Relief Bhaban (6th Floor)
92-93 Mohakhali C/A, Dhaka-1212, Bangladesh
Phone: +88-02-9890937, Fax: +88-02-9890854
Email: info@dmic.cdmp.org.bd, dmb@bttb.net.bd
Web: <http://www.cdmp.org.bd>, www.dmb.gov.bd

Emergency Title:

Cyclonic Storm "SIDR"

Emergency Location:

Bangladesh
20°22'N-26°36'N, 87°48'E-92°41'E,

Covering Period:

From: THU-06-DEC-2007:1800
To: FRI-07-DEC-2007:1800

Transmission Date/Time:

FRI-07-DEC-2007:1800

Prepared by:

DMIC, DMB

Summary of Cyclone Sidr Response

Updated official report from MoFDM illustrates that the number of death caused by tropical cyclone 'SIDR' has risen to **3,328 affecting 8.7 million** people of **2 million** families. These casualties and damages of houses, livestock, crops, educational institutions, roads and embankments have been reported from **1,945** unions of 200 upazilas of 30 districts. Most deaths and damages have been attributed to the storm surge.

AFD is working on non-stop basis and carrying the relief goods to the local administrations, communities at the very remote locations by both BAF and US Aircrafts. Yesterday US carried 7.492 ton relief items to affected areas.


Up to Wednesday, December 05, 2007 GoB has allocated approximately 808 million BDT from Honorable Chief Advisor's Relief & Welfare Fund and DRR, MoFDM for the Sidr victims. GoB has also allocated 16890 MT GR Rice, distributed 27,000 food bags, 26,700 blankets, 16,454 tents, 3,348 carton utensils and 13,000 bundles of CI sheets by the Directorate of Relief and Rehabilitation (DRR).

Total Death: 3,328
People Missed: 871
Family Affected: 2,013,568
People Affected: 8,735,790
Houses Damaged: 1,513,600
Crops Damaged: 2,472,944 acre
Trees Destroyed: 4,065,316

Actions Taken:

- Yesterday a meeting was held between MoFDM and the Indian High Commission on organizing the import of 500,000 MT of rice that the Government of India already committed. The ministry requested to arrange the shipment to arrive within February 2008.
- The Ambassador of Philippine handed over relief goods to the Secretary, MoFDM yesterday at the secretary's office.
- Discussion meeting held yesterday with the Saudi Arabia Embassy in the conference room of MoFDM. Secretary MoFDM chaired the meeting.

The Disaster Management Information Centre is the information hub of the Ministry of Food and Disaster Management for risk reduction, hazard early warnings and emergency response and recovery activities



- In Gopalganj, Madaripur and Shariatpur 352 ponds of different upazilas were cleaned by Department of Public Health Engineering and are being used for household works. Other unclean ponds are not being used.

Operations by Armed Forces Divisions (AFD)

BAF moved 236 kg relief items to the affected areas by Bell-212 on December 6, 2007.

On the same day US transferred 4.166 Ton relief items by 04 C-130 and 3.325 kg relief items by 02 CH-53. In addition to that US operated helicopter missions with medical teams to the affected areas.

[Source: Armed Forces Division; Date: December 06, 2007]

Contribution to Chief Adviser's Relief and Welfare Fund

If you would like to contribute to the "**Chief Adviser's Relief and Welfare Fund**" you may follow any of the following procedures:

Cash money or Bank cheque:

A. You may directly deposit your monetary contribution (cash money or bank cheque or any other form of banking transaction) directly to the following account:

Chief Adviser's Relief & Welfare Fund
Current Account No. 33004093
Sonali Bank, Prime Minister's Office Branch
Tejgaon, Dhaka

B. You may send your crossed cheque (Not cash money) to the fund with a forwarding letter to the following address:

Principal Secretary
Chief Adviser's Office
Tejgaon, Dhaka, Bangladesh
Attention: Assignment Officer, Chief Adviser's Office

C. If you would like to hand over your contribution to the honorable Chief Adviser personally, you may send a fax mail with your details (Contact address, phone and fax numbers) to the following faxes: + 880-2-8151700, + 880-2-8111490. This office will contact you for further action in this regard.

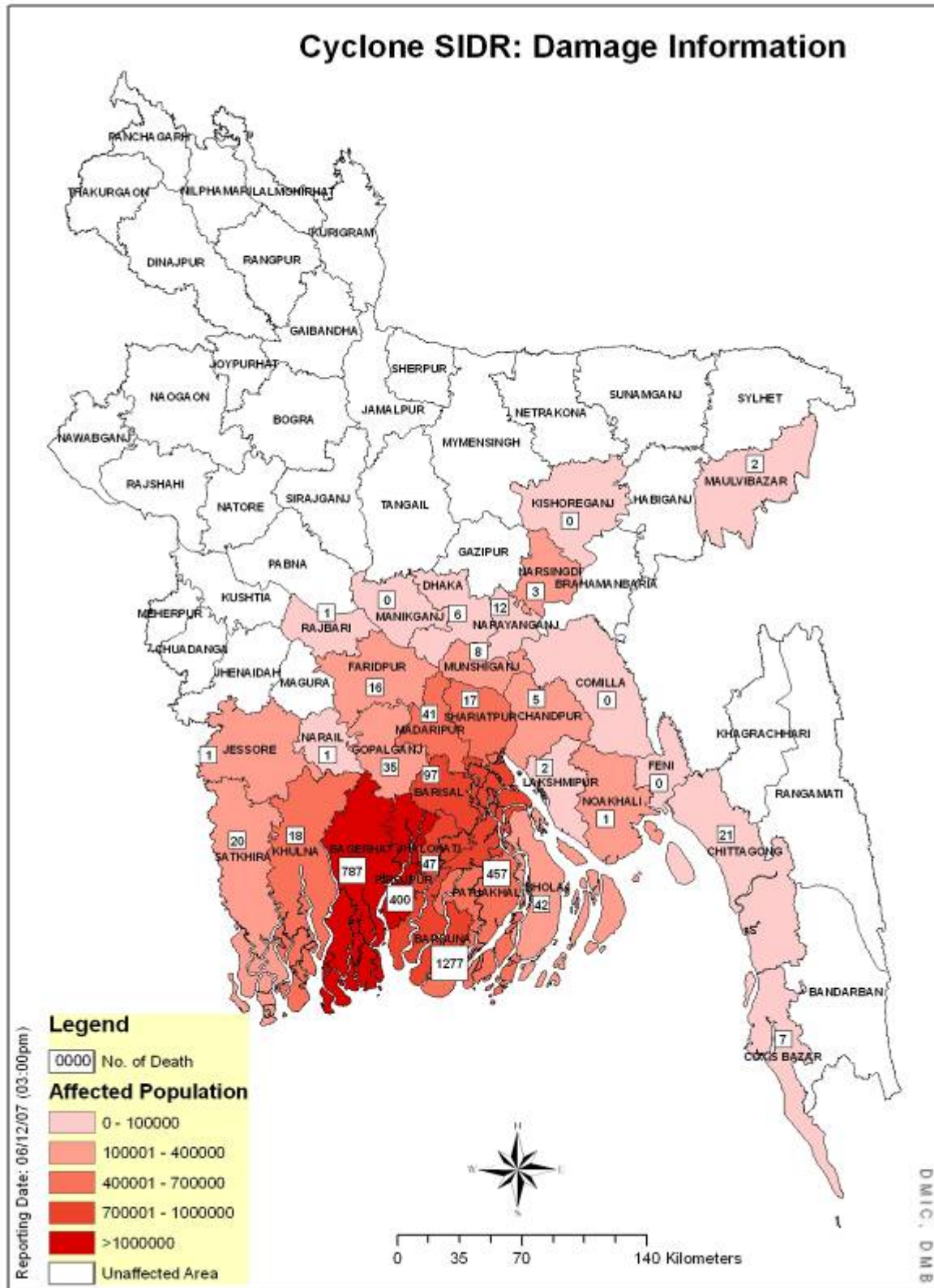
Relief goods:

D. If you are interested to send any other kind of relief for the flood affected people then you may fax with relevant details of the contribution and your contact address to the following fax numbers: + 880-2-8151700, + 880-2-8111490. This office will contact you for further action in this regard.

Other information:

E. If you have any other queries in regard to your contribution to the "Chief Adviser's Relief and Welfare Fund" you may contact the Assignment Officer to the Honorable Chief Adviser in the following phone number: + 880-2-8153082.

SIDR Damage

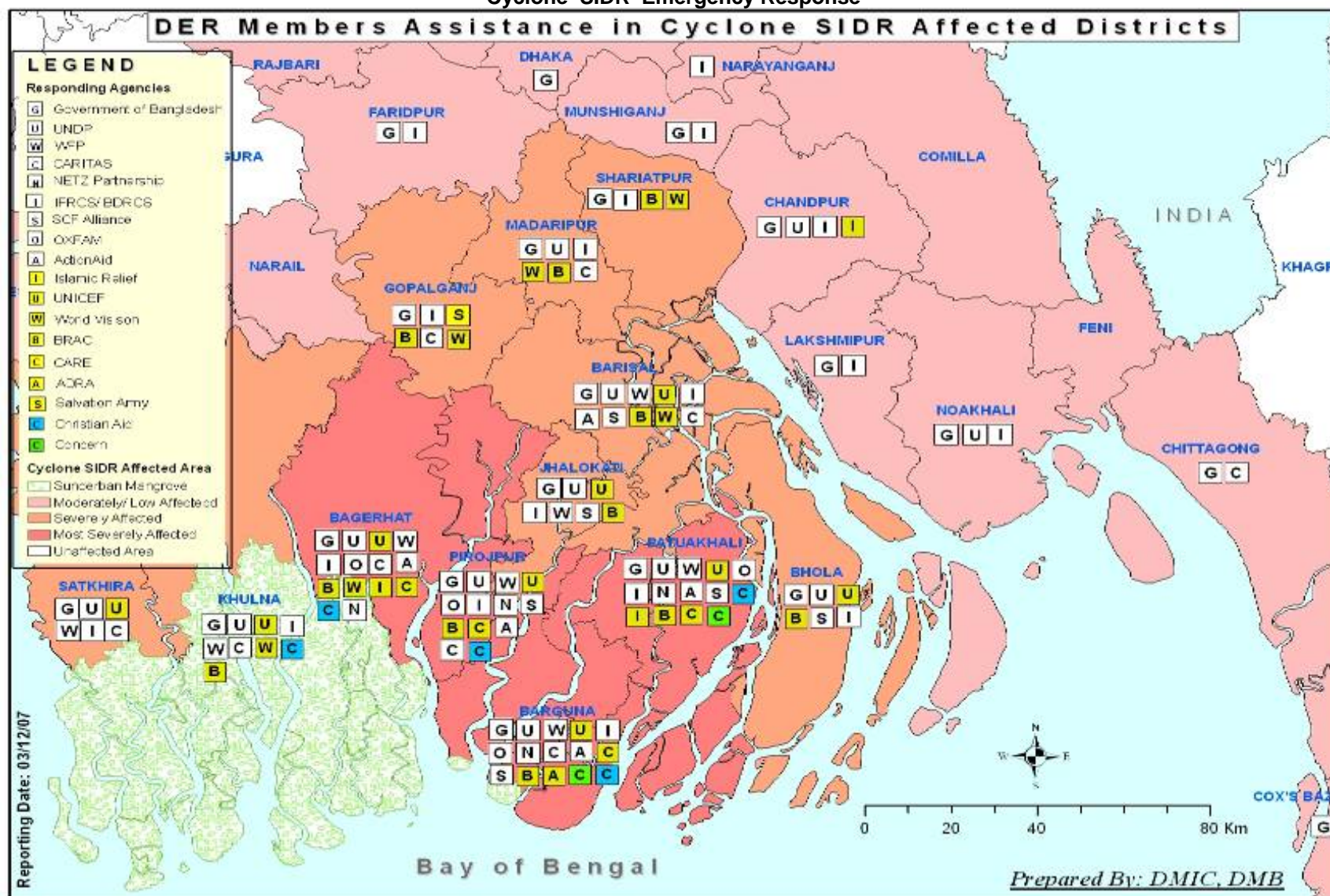


Most affected areas by Sidr

The most affected areas of the Sidr in terms of deaths are Borguna, Bagerhat, Patuakhali and Pirozpur. Other most affected districts are Barisal, Khulna, Satkhira, Jhalokathi, Bhola, Madaripur, Gopalganj, Shariatpur etc.

The Disaster Management Information Centre is the information hub of the Ministry of Food and Disaster Management for risk reduction, hazardous early warnings and emergency response and recovery activities

Cyclone 'SIDR' Emergency Response



The Disaster Management Information Centre is the information hub of the Ministry of Food and Disaster Management for risk reduction, hazard early warnings and emergency response and recovery activities



Relief Activities to Cyclone SIDR Victims by DRR

Sl. No.	District	Allocated								Allocation from Honourable Chief Advisor's Relief and Welfare Fund
		GR Rice MT	GR Cash BDT	House Building Grant BDT	Others					
					Foods (Bag)	Blanket (pcs.)	Tent (pcs.)	Utensils (Carton)	CI Sheets (Bundle)	
1	2	3	4	5	6	7	8	9	10	11
1	Patuakhali	2740	3500000	34500000	6500	3230	2676	500	2000	8000000
2	Bagerhat	2450	3997000	31500000	8000	3230	2775	500	2000	8500000
3	Borguna	2800	3250000	31925000	6500	3120	2677	500	1500	8500000
4	Jhalokathi	1190	2189000	16000000	6000	1220	200	0	1000	4500000
5	Pirozpur	2535	3820000	31900000	0	2900	2366	500	1500	8000000
6	Satkhira	875	1369000	10500000	0	1000	700	500	500	4000000
7	Barisal	1500	1283000	15300000	0	1000	710	500	2000	3500000
8	Bhola	350	1050000	16000000	0	1000	700	0	500	3500000
9	Laxmipur	200	375000	0	0	1000	300	0	0	1000000
10	Khulna	850	1650000	6000000	0	1000	350	348	500	3250000
11	Golapganj	400	250000	6000000	0	1000	300	0	500	1250000
12	Sariatpur	250	250000	6000000	0	1000	300	0	500	1250000
13	Madaripur	350	250000	6000000	0	1000	300	0	500	1750000
14	Faridpur	100	0	0	0	1000	0	0	0	3000000
15	Munshiganj	100	0	0	0	0	0	0	0	0
16	Dhaka	0	0	0	0	0	0	0	0	0
17	Cox's Bazar	0	0	0	0	1000	600	0	0	0
18	Chittagang	0	0	0	0	1000	700	0	0	0
19	Chandpur	200	425000	0	0	1000	350	0	0	0
20	Noakhali	0	0	0	0	1000	450	0	0	0
Total		16890	23658000	211625000	27000	26700	16454	3348	13000	573000000

[Source: Directorate of Relief and Rehabilitation – DRR; Date: December 05, 2007]

Relief Items received at MoFDM Co-ordination Cell, Barisal

Sl. No.	Items	Previous Stock	Received	Distribution	Present Stock	Remarks
		Tonne	Tonne	Tonne	Tonne	
1	Rice	0	16	16	0	
2	Biscuit	7.23	10.36	11.99	5.6	
3	Rice & Pulse	4.812	0	0.9	3.912	
4	Rice & Clothing	0	5.911	5.911	0	
5	Dates	0	0.45	0.45	0	
6	Baby Food	0	0.048	0	0.048	
7	Clothing (old)	0	11.36	11.36	0	
8	Clothing (New)	0	0	0	0	
9	Medicine	0	0	0	0	
10	Blanket	2.04	0.12	1.55	0.61	
11	WPT	0	0	0	0	
12	Shelter Box	0	0	0	0	
13	Bleaching Powder	0	0	0	0	
14	Water Purifying Powder	0	0	0	0	

The Disaster Management Information Centre is the information hub of the Ministry of Food and Disaster Management for risk reduction, hazard early warnings and emergency response and recovery activities

Sl. No.	Items	Previous Stock	Received	Distribution	Present Stock	Remarks
		Tonne	Tonne	Tonne	Tonne	
15	Flattened Rice, Popped Rice, Molasses	0	4.69	4.69	0	
16	Sweater	0	0	0	0	
17	Drinking Water	0	1.502	1.502	0	
18	Saudi Food Pack	0	0	0	0	
19	Bleaching Powder Bar	0	0	0	0	
20	Stirch Tablet	0	0	0	0	
21	ORS	0	0.045	0	0.045	
22	Salt	0	0.5	0.1	0.4	
23	Pulse	0	0.8	0.785	0.015	
24	Sugar	0	0.5	0.5	0	

Note:

- 18 generators, 04 water purification set and 28 tents (Italian) and medicine (20 Ton) are waiting for disposal.

[Source: MoFDM Co-ordination Cell, Barisal; Date: December 5. 2007]

Contribution/ Activities of other Agencies

Luftfahrt ohne Grenzen

Luftfahrt ohne Grenzen (means Aviation without Borders) loaded seven containers with 150 tonnes of high quality baby and children's food to send to Chittagong port, value of which has been estimated by the organization as about Euro 500,000 (about USD 800,000). The contribution was arranged in response to communication made by the Ambassador of Bangladesh in Germany Mr. A.B. Manjoor Rahman. The consignment is expected to arrive at Chittagong port around January 7, 2007.

107 tonnes out of 150 is children's prepared food. 1 million meal portions for babies and small children are capable of safeguarding the survival of 10,000 children for a period of 3 months. The consignment also includes 72 europallets of biscuits and dried pastries and 1,000 blankets.

The organization will work with their local NGO partner BRAC.

[Source: Press Release of Luftfahrt ohne Grenzen, Berlin, Germany; Date: December 6, 2007]

BRAC

Sl. No.	Name of Region	Name of District	No. of Upazila	No. of Branch Office	No. of Union	Total Distribution (H/H)	Cumulative Distribution (H/H)	Cloth (Pices)	Milk (Ltr)
1	Barisal	Barisal	10	69	101	0	10775	0	0
3	Barisal	Bhola	7	29	62	0	2400	0	0
2	Barisal	Jhalokathi	6	22	32	0	7400	0	0
	Sub-Total		23	120	195	0	20575	0	0
4	Khulna	Bagerhat	9	32	74	0	39500	91800	8098
5	Khulna	Khulna	9	13	14	0	3150	0	0
	Sub-Total		18	45	88	0	42650	91800	8098

The Disaster Management Information Centre is the information hub of the Ministry of Food and Disaster Management for risk reduction, hazard early warnings and emergency response and recovery activities

Situation Report

Sl. No.	Name of Region	Name of District	No. of Upazila	No. of Branch Office	No. of Union	Total Distribution (H/H)	Cumulative Distribution (H/H)	Cloth (Pices)	Milk (Ltr)	
6	Patuakhali	Barguna	4	33	33	0	33150	18100	6698	
7	Patuakhali	Patuakhali	6	32	67	0	23300	29825	5204	
8	Patuakhali	Pirojpur	4	25	40	0	16950	10230	0	
	Sub-Total		14	90	140	0	73400	58155	11902	
9	Faridpur	Gopalganj	6	59	74	0	5000	0	0	
10	Faridpur	Madaripur	4	17	37	0	4500	0	0	
11	Faridpur	Shariatpur	7	14	57	0	5300	0	0	
	Sub-Total		17	90	168	0	14800	0	0	
	Total		72	345	591	0	151425	149955	20000	
* Immediate Response									33274	
G.Total								184699	149955	20000

Food Package: Rice-10 Kg, Lentil-1 Kg, Biscuit-2 Pkt, Match-2 Box, Cash 200 Tk.

*** Note:**

A package of 1 kg Chira (Flattened Rice) and 250 gm Gur (Molasses) was distributed among 33,274 households as immediate response after the cyclone during November 16-17, 2007

Total Distribution

Materials	Quantity	Materials	Quantity
Rice	1507.75 (MT)	Milk	6727.08 Litre
Lentil	195.17 (MT)	Biscuit	31.24 (MT)
Flat Rice	166.63 (MT)	Clothes	136,548 Piec
Potato	88.78 (MT)	Blanket	971 Piec
Salt	44.39 (MT)	Match	301550 (Box)
Molasses	41.65 (MT)	Oil	11.09 (MT)

[Source: BRAC; Date: December 05, 2007]

UK Government, DFID Relief Assistance through UNDP
Distribution Status

Safe Drinking Water

District	Upazila	29/11/07	30/11/07	1/12/2007	2/12/2007	3/12/2007	4/12/2007	5/12/2007	6/12/2007	7/12/2007	8/12/2007	Total
Bagerhat	Sarankhola	0	0	0	1300							1300
	Morelganj	0	0	0	700							700
	Mongla	0	0	0								0
	Sadar	0	0	0								0
	Rampal	0	0	0								0
District Total		0	0	0	2000	0	0	0	0	0	0	2000
Barguna	Bamna											0
	Patharghata	500		500								1000
	Amtoli	500										500
	Sadar	500										500
	Betagi											0
		1500	0	500	0	0		0	0	0	0	2000
Patuakhali	Kolapara	1700										1700
	Mirjagonj		633									633
	Golachipa											0
	Bauphal											0
	Dasmina											0
		1700	633	0	0	0		0	0	0	0	2333
Pirojpur	Motbaria	468		1132								1600
	Zianagar			400								400
	Bhandaria		0								0	0
	Sadar											0
District Total		468	0	1532	0	0	0	0	0	0	0	2000
Total		3668	633	2032	2000	0	0	0	0	0	0	8333

UK Government, DFID Supplementary Relief Assistance through UNDP
Distribution Status

SL. No.	Districts	Name of Partner NGO	Total targeted Beneficiary		Distribution			
			Beneficiary by NGO	District Total	Distribution up to 5/12/07	Today's Distribution 6/12/07	Total	Balance
1	Khulna	Prodipan	2,000	4,000	-		-	2,000
		Shushilan	2,000		-		-	2,000
2	Satkhira	RRF	2,000	4,000	1,000	1,000	2,000	-
		Shushilan	2,000		200		200	1,800
3	Bagerhat	Shushilan	4,000	8,000	800		800	3,200
		Dhaka Community Hospital	4,000		200		200	3,800
4	Pirojpur	Resource Integration Centre	4,000	8,000	1,200		1,200	2,800
		South Asian Partnership	4,000		-		-	4,000
5	Gopalganj	Jagoroni Sangstha	1,500	3,000	200		200	1,300
		ESDO	1,500		-	500	500	1,000

The Disaster Management Information Centre is the information hub of the Ministry of Food and Disaster Management for risk reduction, hazard early warnings and emergency response and recovery activities

Situation Report

SL. No.	Districts	Name of Partner NGO	Total targeted Beneficiary		Distribution			
					Beneficiary by NGO	District Total	Distribution up to 5/12/07	Today's Distribution 6/12/07
6	Shariatpur	Samata	1,750	3,500	-		-	1,750
		SDS	1,750		1,000	500	1,500	250
7	Faridpur	SDS	1,500	3,000	-		-	1,500
		BEES	1,500		-		-	1,500
8	Madaripur	SDS	1,750	3,500	-	1,750	1,750	-
		RASDO	1,750		600	600	1,200	550
9	Borguna	Dhaka Community Hospital	4,000	8,000	100		100	3,900
		South Asian Partnership	4,000		-	350	350	3,650
10	Patuakhali	South Asian Partnership	4,000	8,000	907		907	3,093
		Dhaka Community Hospital	4,000		-	320	320	3,680
11	Bhola	Village Education Resource Center	2,500	5,000	-		-	2,500
		Diwp Unnayan Sangstha	2,500		-		-	2,500
12	Jhalakathi	Bangladesh Scout	2,500	5,000	-		-	2,500
		Islamic Relief	2,500		471		471	2,029
13	Barisal	Prodipan	3,500	7,000	-	360	360	3,140
		Dhaka Community Hospital	3,500		-	550	550	2,950
Total	17	19	70,000	70,000	6,678	5,930	12,608	57,392

- Blanket (Woolen/Acre line - 5' x 7'), Shawl for woman, Sweater for men, Sweater for children, Mosquito net (double), Soap (Laundry), Soap (bath), Kitchen Utensil, Sharee, Lungie, Towel (Gamcha), Candle, Water (2 Liter bottle each), Match lighter,, Tripol (9'x12' stitched and steel ring on four corners.

UK Government, DFID Dry Food Distribution through UNDP Distribution Status

Name of NGOs	Working Area	Targeted Family		
		Allocation	Distribution Completed	To be Distributed
South Asian Partnership (SAP)	Patuakhali	8000	8000	0
Shushilan	Bagerhat	8000	8000	0
Dhaka Ahsania Mission	Barguna	8000	8000	0
Resources Integration Center	Perojpur	6000	6000	0
Prodipan	Barisal	5000	5000	0
Bangladesh Scouts	Jhalokathi	5000	5000	0
Rural Reconstruction Foundation	Satkhira	5000	5000	0
Prodipan	Khulna	5000	5000	0

The Disaster Management Information Centre is the information hub of the Ministry of Food and Disaster Management for risk reduction, hazard early warnings and emergency response and recovery activities

Name of NGOs	Working Area	Targeted Family		
		Allocation	Distribution Completed	To be Distributed
Village Education and Resource Center	Bhola	5000	5000	0
Dip Unnayan Shanstha	Noakhali	5000	5000	0
Islamic Relief	Chandpur	5000	5000	0
Shariatpur Development Society	Madaripur	5000	5000	0
Total Family covered		70000	70000	

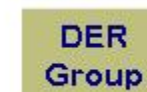
- 5kg Flatten Rice and One kg Molasses

United Nations Development Programme
Distribution Status

CERF Funded

SL. No.	Districts	Name of Partner NGO	Total targeted Beneficiary		Distribution			
			Beneficiary by NGO	District Total	Distribution up to 5/12/07	Today's distribution 6/12/07	Total	Balance
1	Khulna	Prodipan	10,000	10,000	300	800	1,100	8,900
2	Satkhira	Rural Reconstruction Foundation (RRF)	10,000	10,000	4,000	4,000	8,000	2,000
3	Bagerhat	Shushilan	10,500	10,500	-		-	10,500
4	Pirojpur	Resource Integration Centre (RIC)	10,500	10,500	-	900	900	9,600
5	Borguna	Dhaka Ahsania Mission (DAM)	10,500	10,500	-	1,800	1,800	8,700
6	Patuakhali	South Asian Partnership	10,500	10,500	600		600	9,900
7	Bhola	Village Education Resource Center (VERC)	8,000	8,000	-		-	8,000
8	Jhalakathi	Bangladesh Scout	5,000	10,000	-		-	5,000
		Islamic Relief	5,000		600		600	4,400
9	Barisal	Prodipan	10,000	10,000	-		-	10,000
10	Noakhali	Dip Unnayan Sangstha (DUS)	8000	8,000	220	300	520	7,480
Total	17	19	98000	98,000	5,720	7800	13,520	84480

The Disaster Management Information Centre is the information hub of the Ministry of Food and Disaster Management for risk reduction, hazard early warnings and emergency response and recovery activities



Status of recipient of VGF, House Building Grant (as on December 5, 2007)

Sl. No.	Districts	VGF			House Building					
		Recipient (HH No.)	Delivered (HH No.)	Remarks	Demand (BDT)	Received		Allocated/ Distributed		Remarks
					MoFDM (BDT)	CA (BDT)	MoFDM (BDT)	CA (BDT)		
1	Satkhira	176000		rice distribution started		10500000	40000000	10000000	7500000	not req.
2	Khulna	130000	111430	to be completed within 2 days		38500000		23500000		req. of CI sheets, blanket, lungi, saree
3	Bagerhat	390000	55954	to be completed within 2 days	1369485000	119500000		23900000		req. 716.11 million
4	Borguna	210000	48510	sorting going on	420000000	101925000				GR cash 30 mil., Rice 2000 MT, Blanket 1 lakh, fuel cost, saree, lungi, winter cloths
5	Patuakhali	360000	20000	to be completed within 2 days		101900000		101900000		
6	Perojpur	290000	29000	completed	500000000	56000000		101900000		req. 450 mil.
7	Jhalokathi	85000	85000	completed	195000000	41000000				
8	Bhola	167500	167500	completed	179485000	47260000		39600000		
9	Barishal	225000	225000	completed	500000000	13500000		33713000		
10	Madaripur	152500	152500	completed		59800000		13500000		req. 36.5 mil.
11	Shariatpur	175000	175000	to be completed within 2 days		18500000		59800000		
12	Gopalganj	180000	180000	completed				18500000		

[Source: MoFDM Post SIDR Relief Co-ordination Cell (PSRCC), Barisal; Date: December 5, 2007]

The Disaster Management Information Centre is the information hub of the Ministry of Food and Disaster Management for risk reduction, hazard early warnings and emergency response and recovery activities



Activities of Department of Public Health Engineering (DPHE)

Sl. No.	District	Water Source before Cyclone	Damaged	Repaired to Date	New Tube well establishment activity by assistance of DC, UNO & Joint Forces					Total newly established (8+10)	No. of ponds used for drinking water	No. of damaged pond	No. of usable ponds to date	Mobile Water Plant					
					Upazila	By Contractor		Special allotment for establishment of TW through WATSAN						Place	Number	Jarrycan			
						Work order given	No. of established TW	No. allotted	No. of established TW										
1	2	3	4	5	6	7	8	9	10	11	12	13	14	15	16	17			
1	Bagerhat	21747	1585	663	Morelganj	80	40	60	2	42	790	603	451	Morelganj	2	2380			
					Mongla			20			225	0	0						
					Sarankhola	100	78	63	6	84	1300	1211	399	Sarankhola	2	2000			
					Fakirhat														
					Mollarhat														
					Bampal														
					Sadar														
					Chitalmari														
					Kochua														
					distribution thru diff. channel														
Reserved at DPHE district warehouse																			
Sub total						180	118	143	8	126	2315	1814	850		4	4380			
2	Khulna	21211	772	339	Paikgachha	30	25	50		25	229	229	77			140			
					Dakop	0		50		0	329	120	32			120			
					Koyra	92	14	25		14	130	120	42			90			
					Botiaghata	39													
					Rupsa	47													
					Terohkada	56													
					Phultola	37													
					Dumuria	51													
					Digholia	36													
					Distribution thru diff. channel														
Reserved at DPHE district warehouse																			
Sub total						388	39	125	0	39	688	469	151		0	350			

The Disaster Management Information Centre is the information hub of the Ministry of Food and Disaster Management for risk reduction, hazard early warnings and emergency response and recovery activities



Situation Report

Sl. No.	District	Water Source before Cyclone	Damaged	Repaired to Date	New Tube well establishment activity by assistance of DC, UNO & Joint Forces					Total newly established (8+10)	No. of ponds used for drinking water	No. of damaged pond	No. of usable ponds to date	Mobile Water Plant				
					Upazila	By Contractor		Special allotment for establishment of TW through WATSAN						Place	Number	Jarrycan		
						Work order given	No. of established TW	No. allotted	No. of established TW									
1	2	3	4	5	6	7	8	9	10	11	12	13	14	15	16	17		
3	Satkhira	21967	489	415	Shamnogor				1	1	2000	206	28			30		
					Ashashuni				1	1	242	12	12			40		
					Kaliganj							0	350	18	18			20
					Tala							0	167	60	20			50
					Debhata							0	46					20
					Kolaroa								0					25
					Sadar								0					30
					distribution thru diff. channel													
Reserved at DPHE district warehouse																		
Sub total						0	0	0	2	2	2805	296	78	0	215			
4	Borguna	11642	1384	1167	Patharghata	22		55			451	451	78	Patharghata	2	658		
					Sadar	55		50			15	15	54	Sadar	1	5		
					Amtali	55								30			300	
					Bamna	28		45						6			115	
					Betagi	35							9	9	4		105	
					distribution thru diff. channel													
					Reserved at DPHE district warehouse													
Sub total					195	0	150	0	0	475	475	172	3	1650				

The Disaster Management Information Centre is the information hub of the Ministry of Food and Disaster Management for risk reduction, hazard early warnings and emergency response and recovery activities

Situation Report

Sl. No.	District	Water Source before Cyclone	Damaged	Repaired to Date	New Tube well establishment activity by assistance of DC, UNO & Joint Forces					Total newly established (8+10)	No. of ponds used for drinking water	No. of damaged pond	No. of usable ponds to date	Mobile Water Plant		
					Upazila	By Contractor		Special allotment for establishment of TW through WATSAN						Place	Number	Jarrycan
						Work order given	No. of established TW	No. allotted	No. of established TW							
1	2	3	4	5	6	7	8	9	10	11	12	13	14	15	16	17
5	Patuakhali	17785	2275	2065	Sadar	48	1						0			190
					Kolapara	40						49			202	
					Baufal	61						17			142	
					Mirzaganj	18	1					23			190	
					Golachipa	100	2					27			245	
					Dashmina	28						15			135	
					Dumki	90	6					2			56	
					distribution thru diff. channel											
Reserved at DPHE district warehouse																
Sub total						385	10	0	0	10			133	0	2310	
6	Barisal	34569	860	410	Sadar	50	7					0	0	0		160
					Bakerganj	115						0	0	0		155
					Banaripara	39						0	0	0		155
					Ujirpur	75	2				2	0	0	0		155
					Babuganj	95	2				2	0	0	0		155
					Muladi	93	3					0	0	0		155
					Gouronadi	106	1					0	0	0		155
					Agoiljhara	98	1					0	0	0		155
					Mehendiganj	100	2					0	0	0		155
					Hijla	98						0	0	0		155
					distribution thru diff. channel											
Reserved at DPHE district warehouse																
Sub total						869	18	0	0	18	0	0	0	0	1555	

The Disaster Management Information Centre is the information hub of the Ministry of Food and Disaster Management for risk reduction, hazard early warnings and emergency response and recovery activities

Situation Report

Sl. No.	District	Water Source before Cyclone	Damaged	Repaired to Date	New Tube well establishment activity by assistance of DC, UNO & Joint Forces					Total newly established (8+10)	No. of ponds used for drinking water	No. of damaged pond	No. of usable ponds to date	Mobile Water Plant						
					Upazila	By Contractor		Special allotment for establishment of TW through WATSAN						Place	Number	Jarrycan				
						Work order given	No. of established TW	No. allotted	No. of established TW											
1	2	3	4	5	6	7	8	9	10	11	12	13	14	15	16	17				
7	Bhola	14398	757	731	Sadar	25										15				
					Borhanuddin	0													14	
					Doulotkhan	0														13
					Lalmohon	247														17
					Charfashion	0														18
					Tajumuddin	0														16
					Manpura	28														14
					distribution thru diff. channel															
					Reserved at DPHE district warehouse															
Sub total						300	0	0	0	0	0	0	0		0	107				
8	Pirozpur	18472	1743	1598	Mothbaria	10		40	7	7	535	535	18	Mothbaria	2	490				
					Vandaria	20		40	15	15	505	505	78	Vandaria	1	270				
					Zianagar	0		40	7	7	525	525	93			62				
					Sadar	25	1	30			650	650	55			188				
					Nazirpur	0					510	510	27			151				
					Kaukhali	0					61	61	61			100				
					Swarupkathi	55					50	50	52			210				
					distribution thru diff. channel															
					Reserved at DPHE district warehouse															94
Sub total						110	1	150	29	30	2836	2836	384		3	1565				

The Disaster Management Information Centre is the information hub of the Ministry of Food and Disaster Management for risk reduction, hazard early warnings and emergency response and recovery activities

Situation Report

Sl. No.	District	Water Source before Cyclone	Damaged	Repaired to Date	New Tube well establishment activity by assistance of DC, UNO & Joint Forces					Total newly established (8+10)	No. of ponds used for drinking water	No. of damaged pond	No. of usable ponds to date	Mobile Water Plant					
					Upazila	By Contractor		Special allotment for establishment of TW through WATSAN						Place	Number	Jarrycan			
						Work order given	No. of established TW	No. allotted	No. of established TW										
1	2	3	4	5	6	7	8	9	10	11	12	13	14	15	16	17			
9	Jhalokathi	10973	2051	1702	Sadar	93										90			
					Rajapur	100												90	
					Kathhalia	108							170	92	0				205
					Nolchhiti	45													50
					distribution thru diff. channel														
					Reserved at DPHE district warehouse														
Sub total		10973	2051	1702		346	0	0	0	0	170	92	0	0	435				
10	Madaripur	16627	209	173	Sadar	35						101	16			50			
					Shibchar	0								104	17			49	
					Rajoir	0									80	12			42
					Kalkini	0									124	20			44
					distribution thru diff. channel														
					Reserved at DPHE district warehouse														
Sub total		16627	209	173		35	0	0	0	0	0	409	65	0	185				

The Disaster Management Information Centre is the information hub of the Ministry of Food and Disaster Management for risk reduction, hazard early warnings and emergency response and recovery activities

Situation Report

Sl. No.	District	Water Source before Cyclone	Damaged	Repaired to Date	New Tube well establishment activity by assistance of DC, UNO & Joint Forces				Total newly established (8+10)	No. of ponds used for drinking water	No. of damaged pond	No. of usable ponds to date	Mobile Water Plant							
					Upazila	By Contractor		Special allotment for establishment of TW through WATSAN					Place	Number	Jarrycan					
						Work order given	No. of established TW	No. allotted								No. of established TW				
1	2	3	4	5	6	7	8	9	10	11	12	13	14	15	16	17				
11	Gopalganj	16383	283	214	Sadar															
					Kashiani	25														
					Kotalipara	22	5					80	69							100
					Moksedpur	45	4													
					Tungipara	25														
					distribution thru diff. channel	25														
					Reserved at DPHE district warehouse															
Sub total		16383	283	214		142	9	0	0	9	0	80	69		0	100				
12	Sariatpur	15265	576	522	Sadar	0						112	35			130				
					Jajira	44	3							117	37			140		
					Noria	22	1								203	38			165	
					Bhedorganj	44	3								82	40			155	
					Damuda	0									103	38			83	
					Goshairghat	0									67	30			77	
					distribution thru diff. channel															
Reserved at DPHE district warehouse																				
Sub total		15265	576	522		110	7	0	0	7	0	684	218		0	750				
G. Total		221039	12984	9999		3060	202	568	39	241	9289	7155	2120		10	13602				

[Source: Department of Public Health Engineering – DPHE; Date: December 6, 2007]

The Disaster Management Information Centre is the information hub of the Ministry of Food and Disaster Management for risk reduction, hazard early warnings and emergency response and recovery activities

Situation Report

Damage Report due to Cyclone SIDR

Sr No	Name of District	No. of affected upazila	No. of affected union	No. of Affected Family	No. of Affected People	Damaged Crops (Acre)		Damaged Households		No. of death	No. of injured people	No. of missing people	No. of livestock death	Affected Educational Institute		Damaged Road (km)		Damaged Bridge/Culvert	Damaged Embankment (km)	Damaged Trees
						Full	Partial	Full	Partial					Full	Partial	Full	Partial			
1	2	3	4	5	6	7	8	9	10	11	12	13	14	15	16	17	18	19	20	21
1	Barisal	10	91	230085	846076	45275	223563	41470	92242	97			962		4434					300000
2	Jhalokathhi	4	34	149202	763211	117308	67908	69685	76108	47	16206		91329	345	1239	495	1313	20	62	320000
3	Pirojpur	7	51	192831	1011359	72963	81909	63896	80315	400	1161	511	735411	2061	710	383	1259	33	739	750000
4	Borguna	5	42	217279	843669	227403	83202	95412	96245	1277	16310	26	593571	413	649	614	1294	1634	679	1000000
5	Bhola	7	67	28771	147718	22350	148862	15389	20300	42	61	14	7658	665	325	25	87			150000
6	Patuakhali	7	72	252300	611125	60440	254835	53291	132369	457	8500	221	17184	351	1022		838			175000
7	Khulna	9	68	112476	525616	12464	78292	17323	67011	18	173		13652	35	462	11	67		43	45170
8	Satkhira	7	78	42862	212133	2858	45460	5293	12245	20	4	1	162		149	50	25		19	35400
9	Bagerhat	9	78	233024	1034319	58215	237483	118899	125333	791	8956		125963	181	1810	60	580		250	20000
10	Gopalgang	5	72	55494	257354	8958	34248	24133	85000	35	20		94492	33	555	46				17000
11	Madaripur	4	61	92300	595000	3330	9460	4991	7509	41	119		30	37	91					30444
12	Shariatpur	6	65	95562	423023	20536	43235	27993	54325	17	1232		159	31	480					776429
13	Faridpur	8	83	38635	154540	23200	75542	1000	37635	16		3	52		34					153300
14	Rajbari	4	42	755	3775	3200	9359	3789	755	1										2000
15	Dhaka	5	49	3036	15180		9114	15	3036	6	2				2					9000
16	Narayanganj	4	44	14164	57998	6889	1297	476	5156	12			153		35					2000
17	Munshiganj	6	67	21590	102322	3080	6553	2804	5548	8	18				43		23			8000
18	Narsingdi	6	70	60558	306538	2350	34301	24	5280	3	5		10802		48					160000
19	Chittagong	5	37	3759	15295	1976	4989	603	5181	21		92	4654		9	30	70		34	1200
20	Cox's Bazar	8	43	2004	8555	245	1276	40	1499	7			3		9		21		30	1500
21	Noakhali	5	88	33740	217300	3125	19625	980	2200	1	35		250				150		8	700
22	Feni	6	23	35	156	87	263		30											450
23	Laxmipur	5	54	9988	55695	18500	127483	1479	6652	2	1	1	2		133					700
24	Chandpur	8	123	38133	175579	6550	19301	10342	15443	5			70	47	286		40		2	81673
25	Comilla	16	162	14119	70527	2500	30104	806	3412						98					1400
26	Jessore	8	94	55902	223608	103	2008			1	7	2								350
27	Narail	3	41	8592	35024	7615	21656	3629	6177	1					48					750
28	Moulvibazar	3	8	149	755		80	60	89	2			56							850
29	Kishorganj	13	73	5473	18140	4500	16087	55	2628				765	2	3					12000
30	Manikganj	7	65	750	4200	6807	42622						5							10000
Total		200	1945	2013568	8735790	742827	1730117	563877	949723	3328	52810	871	1697385	4201	12674	1714	5767	1687	1866	4065316

[Source: Ministry of Food and Disaster Management (MoFDM) Relief Control Cell (RCC); Date: December 07, 2007 compiled at 1500 BST]

The Disaster Management Information Centre is the information hub of the Ministry of Food and Disaster Management for risk reduction, hazard early warnings and emergency response and recovery activities