



**Disaster Management Information Centre  
Disaster Management Bureau (DMB)  
Ministry of Food and Disaster Management**

Disaster Management and Relief Bhaban (6<sup>th</sup> Floor)  
92-93 Mohakhali C/A, Dhaka-1212, Bangladesh  
Phone: +88-02-9890937, Fax: +88-02-9890854  
Email: [info@dmic.cdmp.org.bd](mailto:info@dmic.cdmp.org.bd), [dmb@bttd.net.bd](mailto:dmb@bttd.net.bd)  
Web: <http://www.cdmp.org.bd>, [www.dmb.gov.bd](http://www.dmb.gov.bd)



**Emergency Title:**

**Cyclonic Storm "SIDR"**

**Emergency Location:**

**Bangladesh**  
20°22'N-26°36'N, 87°48'E-92°41'E,

**Covering Period:**

From: FRI-07-DEC-2007:1800  
To: SAT-08-DEC-2007:1800

**Transmission Date/Time:**

SAT-08-DEC-2007:1800

**Prepared by:**

DMIC, DMB

**Summary of Cyclone Sidr Response**

Updated official report from MoFDM illustrates that the number of death caused by tropical cyclone 'SIDR' has risen to **3,347 affecting 8.9 million** people of **2 million** families. These casualties and damages of houses, livestock, crops, educational institutions, roads and embankments have been reported from **1,950** unions of 200 upazilas of 30 districts. Most deaths and damages have been attributed to the storm surge.

AFD is working on non-stop basis and carrying the relief goods to the local administrations, communities at the very remote locations by both BAF and US Aircrafts. Yesterday BAF carried 7.194 ton relief items to affected areas.


Up to Wednesday, December 05, 2007 GoB has allocated approximately 808 million BDT from Honorable Chief Advisor's Relief & Welfare Fund and DRR, MoFDM for the Sidr victims. GoB has also allocated 16890 MT GR Rice, distributed 27,000 food bags, 26,700 blankets, 16,454 tents, 3,348 carton utensils and 13,000 bundles of CI sheets by the Directorate of Relief and Rehabilitation (DRR).

**Actions Taken:**

- Last 6<sup>th</sup> December 2007 a meeting was held between MoFDM and the Indian High Commission on organizing the import of 500,000 MT of rice that the Government of India already committed. The ministry requested to arrange the shipment to arrive within February 2008.
- The Ambassador of Philippine handed over relief goods to the Secretary, MoFDM yesterday at the secretary's office.
- Discussion meeting held yesterday with the Saudi Arabia Embassy in the conference room of MoFDM. Secretary MoFDM chaired the meeting.

**Total Death: 3,347**  
**People Missed: 871**  
**Family Affected: 2,064,026**  
**People Affected: 8,923,259**  
**Houses Damaged: 1,518,942**  
**Crops Damaged: 2,472,944 acre**  
**Trees Destroyed: 4,065,316**

The Disaster Management Information Centre is the information hub of the Ministry of Food and Disaster Management for risk reduction, hazard early warnings and emergency response and recovery activities



- In Gopalganj, Madaripur and Shariatpur 352 ponds of different upazilas were cleaned by Department of Public Health Engineering and are being used for household works. Other unclean ponds are not being used.

### Operations by Armed Forces Divisions (AFD)

Yesterday BAF operated one sorties C-130 to carry 7.194 T relief items to the affected areas.

BAF moved 236 kg relief items to the affected areas by Bell-212 on December 6, 2007.

On the same day US transferred 4.166 Ton relief items by 04 C-130 and 3.325 kg relief items by 02 CH-53. In addition to that US operated helicopter missions with medical teams to the affected areas.

[Source: Armed Forces Division; Date: December 07, 2007]

### Contribution to Chief Adviser's Relief and Welfare Fund

If you would like to contribute to the "**Chief Adviser's Relief and Welfare Fund**" you may follow any of the following procedures:

#### Cash money or Bank cheque:

A. You may directly deposit your monetary contribution (cash money or bank cheque or any other form of banking transaction) directly to the following account:

**Chief Adviser's Relief & Welfare Fund**  
**Current Account No. 33004093**  
**Sonali Bank, Prime Minister's Office Branch**  
**Tejgaon, Dhaka**

B. You may send your crossed cheque (Not cash money) to the fund with a forwarding letter to the following address:

**Principal Secretary**  
**Chief Adviser's Office**  
**Tejgaon, Dhaka, Bangladesh**  
**Attention: Assignment Officer, Chief Adviser's Office**

C. If you would like to hand over your contribution to the honorable Chief Adviser personally, you may send a fax mail with your details (Contact address, phone and fax numbers) to the following faxes: + 880-2-8151700, + 880-2-8111490. This office will contact you for further action in this regard.

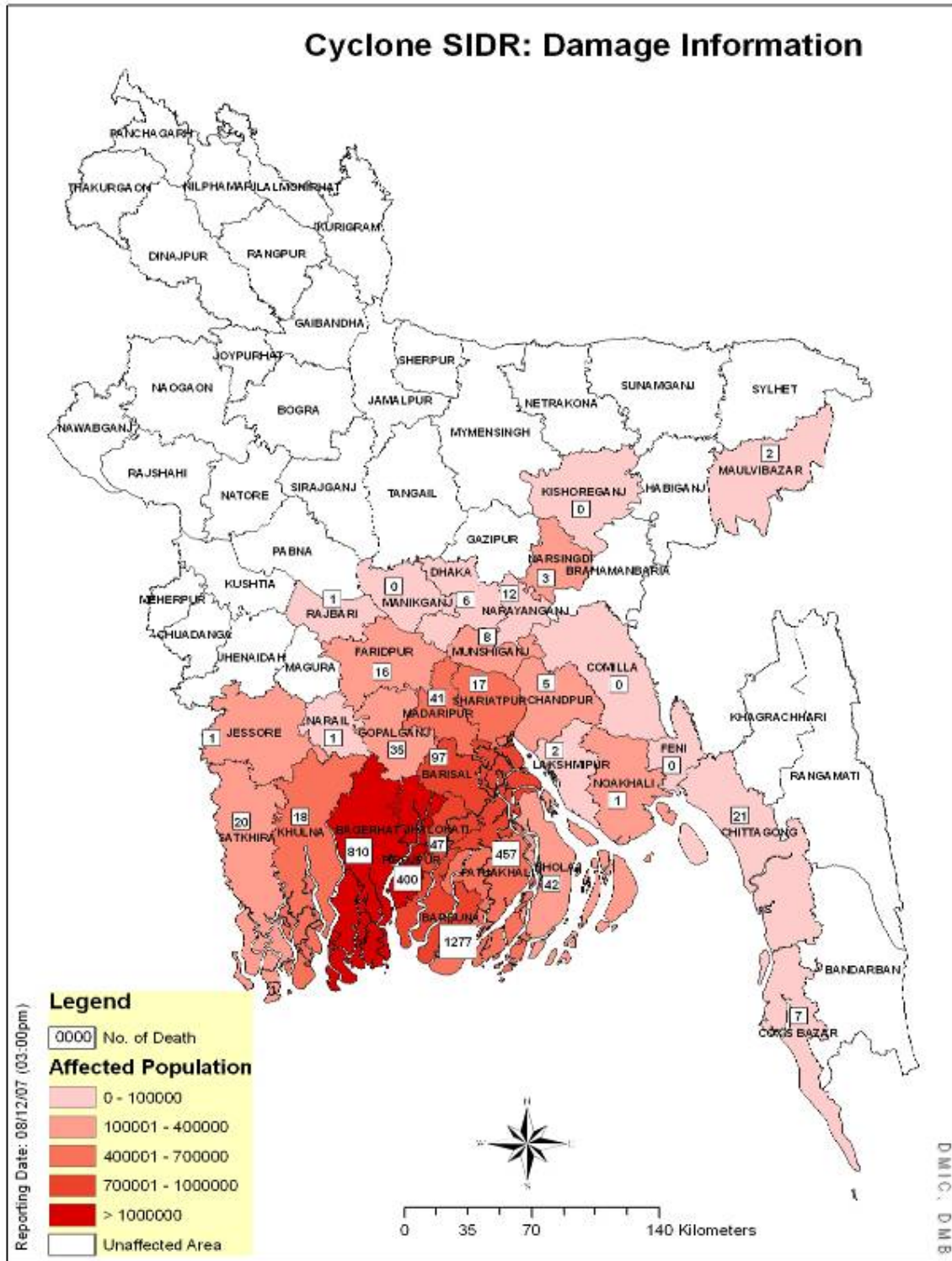
#### Relief goods:

D. If you are interested to send any other kind of relief for the flood affected people then you may fax with relevant details of the contribution and your contact address to the following fax numbers: + 880-2-8151700, + 880-2-8111490. This office will contact you for further action in this regard.

#### Other information:

E. If you have any other queries in regard to your contribution to the "Chief Adviser's Relief and Welfare Fund" you may contact the Assignment Officer to the Honorable Chief Adviser in the following phone number: + 880-2-8153082.

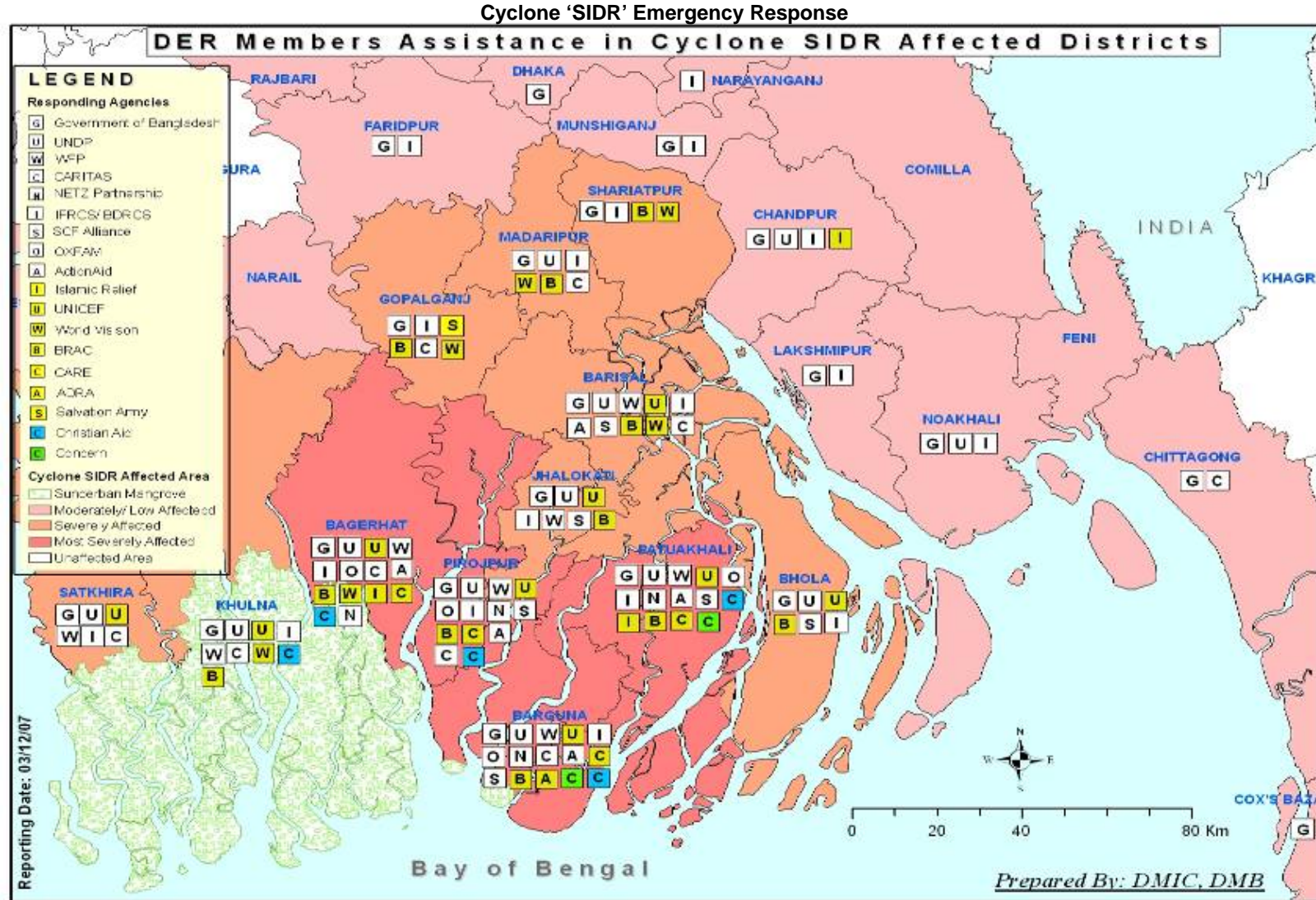
SIDR Damage



**Most affected areas by Sidr**

The most affected areas of the Sidr in terms of deaths are Borguna, Bagerhat, Patuakhali and Pirozpur. Other most affected districts are Barisal, Khulna, Satkhira, Jhalokathi, Bhola, Madaripur, Gopalganj, Shariatpur etc.

The Disaster Management Information Centre is the information hub of the Ministry of Food and Disaster Management for risk reduction, hazard early warnings and emergency response and recovery activities



The Disaster Management Information Centre is the information hub of the Ministry of Food and Disaster Management for risk reduction, hazard early warnings and emergency response and recovery activities



Relief Activities to Cyclone SIDR Victims by DRR

Sl. No.	District	Allocated								Allocation from Honourable Chief Advisor's Relief and Welfare Fund
		GR Rice MT	GR Cash BDT	House Building Grant BDT	Others					
					Foods (Bag)	Blanket (pcs.)	Tent (pcs.)	Utensils (Carton)	CI Sheets (Bundle)	
1	2	3	4	5	6	7	8	9	10	11
1	Patuakhali	2740	3500000	34500000	6500	3230	2676	500	2000	8000000
2	Bagerhat	2450	3997000	31500000	8000	3230	2775	500	2000	8500000
3	Borguna	2800	3250000	31925000	6500	3120	2677	500	1500	8500000
4	Jhalokathhi	1190	2189000	16000000	6000	1220	200	0	1000	4500000
5	Pirozpur	2535	3820000	31900000	0	2900	2366	500	1500	8000000
6	Satkhira	875	1369000	10500000	0	1000	700	500	500	4000000
7	Barisal	1500	1283000	15300000	0	1000	710	500	2000	3500000
8	Bhola	350	1050000	16000000	0	1000	700	0	500	3500000
9	Laxmipur	200	375000	0	0	1000	300	0	0	1000000
10	Khulna	850	1650000	6000000	0	1000	350	348	500	3250000
11	Golapganj	400	250000	6000000	0	1000	300	0	500	1250000
12	Sariatpur	250	250000	6000000	0	1000	300	0	500	1250000
13	Madaripur	350	250000	6000000	0	1000	300	0	500	1750000
14	Faridpur	100	0	0	0	1000	0	0	0	3000000
15	Munshiganj	100	0	0	0	0	0	0	0	0
16	Dhaka	0	0	0	0	0	0	0	0	0
17	Cox's Bazar	0	0	0	0	1000	600	0	0	0
18	Chittagang	0	0	0	0	1000	700	0	0	0
19	Chandpur	200	425000	0	0	1000	350	0	0	0
20	Noakhali	0	0	0	0	1000	450	0	0	0
<b>Total</b>		<b>16890</b>	<b>23658000</b>	<b>211625000</b>	<b>27000</b>	<b>26700</b>	<b>16454</b>	<b>3348</b>	<b>13000</b>	<b>573000000</b>

[Source: Directorate of Relief and Rehabilitation – DRR; Date: December 05, 2007]

Relief Items received at MoFDM Co-ordination Cell, Barisal

Sl. No.	Items	Previous Stock	Received	Distribution	Present Stock	Remarks
		M T	M T	M T	M T	
1	Rice	0	0	0	0	
2	Biscuit	0	0	0	0	
3	Rice & Pulse	0	1.35	1.35	0	
6	Baby Food	0	0	0	0	
7	Clothing (old)	0	0.35	0.35	0	
8	Clothing (New)	0	0	0	0	
9	Medicine	0	0	0	0	
10	Blanket	0	0	0	0	
20	MRE (India)	0	5.48	5.48	0	
21	ORS	0	0	0	0	
22	Salt	0	0	0	0	
23	Pulse	0	0	0	0	
<b>Total</b>			<b>7.18</b>	<b>7.18</b>		

Note:

The Disaster Management Information Centre is the information hub of the Ministry of Food and Disaster Management for risk reduction, hazard early warnings and emergency response and recovery activities

- 18 generators, 04 water purification set (Italian) are waiting for disposal.

[Source: MoFDM Co-ordination Cell, Barisal; Date: December 7. 2007]

**BRAC**

Sl. No.	Name of Region	Name of District	No. of Upazila	No. of Branch Office	No. of Union	Total Distribution ( H/H)	Cumulative Distribution (H/H)	Cloth (Pices)	Milk (Ltr)	
1	Barisal	Barisal	10	69	101	0	10775	0	0	
3	Barisal	Bhola	7	29	62	0	2400	0	0	
2	Barisal	Jhalokathi	6	22	32	0	7400	5507	0	
	<b>Sub-Total</b>		<b>23</b>	<b>120</b>	<b>195</b>	<b>0</b>	<b>20575</b>	<b>5507</b>	<b>0</b>	
4	Khulna	Bagerhat	9	32	74	0	39500	91800	8098	
5	Khulna	Khulna	9	13	14	0	3150	0	0	
	<b>Sub-Total</b>		<b>18</b>	<b>45</b>	<b>88</b>	<b>0</b>	<b>42650</b>	<b>91800</b>	<b>8098</b>	
6	Patuakhali	Barguna	4	33	33	0	33150	18100	6698	
7	Patuakhali	Patuakhali	6	32	67	0	23300	29825	5204	
8	Patuakhali	Pirojpur	4	25	40	0	16950	10230	0	
	<b>Sub-Total</b>		<b>14</b>	<b>90</b>	<b>140</b>	<b>0</b>	<b>73400</b>	<b>58155</b>	<b>11902</b>	
9	Faridpur	Gopalganj	6	59	74	0	5000	0	0	
10	Faridpur	Madaripur	4	17	37	0	4500	0	0	
11	Faridpur	Shariatpur	7	14	57	0	5300	0	0	
	<b>Sub-Total</b>		<b>17</b>	<b>90</b>	<b>168</b>	<b>0</b>	<b>14800</b>	<b>0</b>	<b>0</b>	
	<b>Total</b>		<b>72</b>	<b>345</b>	<b>591</b>	<b>0</b>	<b>151425</b>	<b>155462</b>	<b>20000</b>	
* Immediate Response								33274	0	0
<b>G.Total</b>								<b>184699</b>	<b>155462</b>	<b>20000</b>

**Food Package:** Rice-10 Kg, Lentil-1 Kg, Biscuit-2 Pkt, Match-2 Box, Cash 200 Tk.

**\* Note:**

A package of 1 kg Chira (Flattened Rice) and 250 gm Gur (Molasses) was distributed among 33,274 households as immediate response after the cyclone during November 16-17, 2007

**Total Distribution**

Materials	Quantity	Materials	Quantity
Rice	1509.75 (MT)	Milk	20012 Litre
Cash (TK)	21406600 (Tk)	Biscuit	31.29 (MT)
Lentil	195.55 (MT)	Clothes	189,283 Pics.
Flat Rice	169.45 (MT)	Blanket	2383 Pics.
Potato	88.78 (MT)	Match	301965 (Box)
Salt	44.64 (MT)	Oil	11.09 (MT)
Molasses	41.65 (MT)	Chocolet	161400 pics

[Source: BRAC; Date: December 07, 2007]

The Disaster Management Information Centre is the information hub of the Ministry of Food and Disaster Management for risk reduction, hazard early warnings and emergency response and recovery activities

**Allocation of relief materials for SIDR affected areas under MoFDM  
(as on 6th December 2007 At 13.30 BST)**

	Districts (no of death)	CA HB grants (GR cash in crore BDT)	CA grants cash		GR cash from DRR (Search & Rescue and carrying) in 100000)	GR cash from DRR (Sare) in 100000)	House Building	GR Roce from DRR	Tent from DRR	Blanket from DRR	Generator from DRR	Water tank	Water purifier	Jerrycans (DRR)	Utensil from DRR	Plastic sheet from DRR	Code reel from DRR	Bed sheet from DRR (general)	Bed sheet from DRR (improved)	CI sheet from DRR	Kingdom of Saudia Relief packages (others)	Kingdom of Saudia Relief packages (food)	Kingdom of Saudia Relief packages (food 2nd)	Remarks
			Blanket	BDT in crore	in lac	in lac	Crore	M Tonnes	no	no	no	no	no	no	no	set				Bundle				
	1	2	3	4	5	6	7	8	9	10	11	12	13	14	15	16	17	18	19	20	21	22	23	24
D-1	Patukhali (457)	8	2000	3	8.5	3	3.45	2740	2324	7000	8	6	20	0	5875	50	8	500	3000	2000	875	5875	19000	1. House building grants from Hon. CA office is included. 2. Faridpur and Lakhmipur district is included along with SIDR affected districts;
D-2	Bagerhat (787)	8.5	3000	3.67	9.5	6	3.45	2450	2724	7000	8	0	0	120	6250	50	8	500	3000	2000	1250	6250	19000	
D-3	Perojpur (400)	8	2000	3.2	9	3	3.19	2535	2074	7000	7	4	0	0	5500	50	7	500	2000	1500	500	5500	19000	
D-4	Borguna (1277)	8.5	3000	8.5	8.5	3	3.1925	2800	2724	7000	7	0	10	60	5875	0	7	500	2000	1500	875	5875	19000	
D-5	Barishal (97)	3.5	1000	5	2.5	1.83	1.53	1500	710	4000	0	0	0	0	0	0	0	0	0	2000	0	0	13000	
D-6	Jhalokathi (47)	4.5	1000	9.05	2.5	1.84	1.6	1190	200	4000	0	0	0	0	502	0	0	0	0	1000	707	502	14000	
D-7	Bhola (42)	3.5	1000		2.5	1.5	1.6	350	700	2000	0	0	0	0	0	0	0	500	0	500	0	0	6000	
D-8	Madaripur (41)	1.75	500	0	1	1.5	0.6	350	300	2000	0	0	0	0	0	0	0	0	0	500	0	0	2000	
D-9	Gopalganj (35)	1.25	0	0	1	1.5	0.6	400	300	2000	0	0	0	0	0	0	0	0	0	500	0	0	2000	
D-10	Shariatpur (17)	1.25	500	0	1	1.5	0.6	250	300	2000	0	0	0	0	0	0	0	0	0	500	0	0	2000	
D-11	Khulna (18)	3.25	500	4	1.5	1.5	0.6	850	350	3000	0	0	0	0	0	0	0	0	0	500	0	0	9000	
D-12	Satkhira (20)	4	500	0.86	2.5	1.83	1.05	875	700	5000	0	0	0	0	502	0	0	0	0	500	707	502	13000	
D-13	Faridpur (16)	0.3	0	0	0	0	0	0	0	1000	0	0	0	0	0	0	0	500	0	0	0	0	0	
D-14	Lakhmipur (02)	1	0	0	0	0	0	0	0	0	0	0	0	0	0	0	0	0	0	0	0	0	0	
D-15	Barishal	0	0	0	6	0	0	0	0	0	0	0	0	0	0	0	0	0	0	0	0	0	0	
	Corordination cell																							
<b>Total</b>		<b>57.3</b>	<b>15000</b>	<b>37.28</b>	<b>56</b>	<b>28</b>	<b>21.46</b>	<b>16290</b>	<b>13406</b>	<b>53000</b>	<b>30</b>	<b>10</b>	<b>30</b>	<b>180</b>	<b>24504</b>	<b>150</b>	<b>30</b>	<b>3000</b>	<b>10000</b>	<b>13000</b>	<b>4914</b>	<b>24504</b>	<b>137000</b>	



Sl. No.	District	Water Source before Cyclone	Damaged	Repaired to Date	New Tube well establishment activity by assistance of DC, UNO & Joint Forces					Total newly established (8+10)	No. of ponds used for drinking water	No. of damaged pond	No. of usable ponds to date	Mobile Water Plant		Other Assistance					
					Upazila	By Contractor		Special allotment for establishment of TW through WATSAN						Place	Number	Jarrycan	Tab.	Blitching Powder (kg)	Lime (kg)	Fitkiri (kg)	Mineral Water (lit.)
						Work order given	No. of established TW	No. allotted	No. of established TW												
1	2	3	4	5	6	7	8	9	10	11	12	13	14	15	16	17	18	19	20	21	22
4	Borguna	11642	1384	1325	Patharghata	22		55	25		451	451	78	Patharghata	2	888	298500	800	1500	1500	3998
					Sadar	55		50		15	15	54	Sadar	1	78	83000	160	1000	1000	0	
					Amtali	55						30			300	54000	160	1000	1000	612	
					Bamna	28		45				6			115	52000	80	200	200	372	
					Betagi	35						9	9	4		105	12000	80	320	320	360
					distribution thru diff. channel																
																1131	260000	2160	1980	980	4226
<b>Sub total</b>						<b>195</b>	<b>0</b>	<b>150</b>	<b>25</b>	<b>25</b>	<b>475</b>	<b>475</b>	<b>172</b>		<b>3</b>	<b>2617</b>	<b>759500</b>	<b>3440</b>	<b>6000</b>	<b>5000</b>	<b>9568</b>
5	Patuakhali	17785	2275	2065	Sadar	48	1						0			190	52000	120	800	500	1000
					Kolapara	40	1					49			202	85000	240	800	750	7132	
					Baufal	61						17			142	53000	120	1000	500	1000	
					Mirzaganj	18	1					23			190	82000	240	480	300	5156	
					Golachipa	100	2					27			245	75000	240	1360	1250	6820	
					Dashmina	28						15			135	52000	120	400	250	1000	
					Dumki	90	6					2			56	31000	120	160	200	400	
					distribution thru diff. channel														1150		
																140000					
<b>Sub total</b>						<b>385</b>	<b>11</b>	<b>0</b>	<b>0</b>	<b>11</b>			<b>133</b>	<b>0</b>	<b>2310</b>	<b>570000</b>	<b>1200</b>	<b>5000</b>	<b>3750</b>	<b>22508</b>	
6	Barisal	34569	860	410	Sadar	50	7				0	0	0			160	30000	49	0		
					Bakerganj	115					0	0	0		155	30000	49	0			
					Banaripara	39					0	0	0		155	30000	49	0			
					Ujirpur	75	2			2	0	0	0		155	30000	49	0			
					Babuganj	95	2			2	0	0	0		155	30000	49	0			
					Muladi	93	3				0	0	0		155	30000	49	0			
					Gouronadi	106	1				0	0	0		155	30000	49	0			
					Agoiljhara	98	1				0	0	0		155	30000	49	0			
					Mehendiganj	100	2				0	0	0		155	30000	49	0			
					Hijla	98					0	0	0		155	30000	49	0			
					distribution thru diff. channel																
<b>Sub total</b>						<b>869</b>	<b>18</b>	<b>0</b>	<b>0</b>	<b>18</b>	<b>0</b>	<b>0</b>	<b>0</b>	<b>0</b>	<b>0</b>	<b>1555</b>	<b>300000</b>	<b>490</b>	<b>0</b>	<b>0</b>	<b>0</b>

Sl. No.	District	Water Source before Cyclone	Damaged	Repaired to Date	New Tube well establishment activity by assistance of DC, UNO & Joint Forces					Total newly established (8+10)	No. of ponds used for drinking water	No. of damaged pond	No. of usable ponds to date	Mobile Water Plant		Other Assistance									
					Upazila	By Contractor		Special allotment for establishment of TW through WATSAN						Place	Number	Jarrycan	Tab.	Blitching Powder (kg)	Lime (kg)	Fitkiri (kg)	Mineral Water (lit.)				
						Work order given	No. of established TW	No. allotted	No. of established TW																
1	2	3	4	5	6	7	8	9	10	11	12	13	14	15	16	17	18	19	20	21	22				
7	Bhola	14398	757	731	Sadar	25											15	9000	40						
					Borhanuddin	0														14	9000	0			
					Doulotkhan	0														13	9000	0			
					Lalmohon	247														17	9000	40			
					Charfashion	0														18	9000	40			
					Tajumuddin	0														16	9000	40			
					Manpura	28														14	8500	40			
					distribution thru diff. channel																				
Reserved at DPHE district warehouse																									
<b>Sub total</b>		<b>14398</b>	<b>757</b>	<b>731</b>		<b>300</b>	<b>0</b>	<b>0</b>	<b>0</b>	<b>0</b>	<b>0</b>	<b>0</b>	<b>0</b>		<b>0</b>	<b>107</b>	<b>62500</b>	<b>200</b>	<b>0</b>	<b>0</b>	<b>0</b>				
8	Pirozpur	18472	1743	1598	Mothbaria	62		40	7	7	535	535	18	Mothbaria	2	490	248800	440	1080	950					
					Vandaria	42		40	15	15	505	505	122	Vandaria	1	270	222400	379	840	650					
					Zianagar	97	1	40	7	8	525	525	146			62	41200	91	360	350					
					Sadar	25	1	30			650	650	60			188	40800	190	760	600					
					Nazirpur	104					510	510	31			151	22700	141	720	500					
					Kaukhali	84					61	61	61			100	11700	95	400	500					
					Swarupkathhi	107					50	50	52			210	32400	111	880	650					
					distribution thru diff. channel																				
Reserved at DPHE district warehouse													94	100000	2530	6000	0								
<b>Sub total</b>		<b>18472</b>	<b>1743</b>	<b>1598</b>		<b>521</b>	<b>2</b>	<b>150</b>	<b>29</b>	<b>31</b>	<b>2836</b>	<b>2836</b>	<b>490</b>	<b>3</b>	<b>1565</b>	<b>720000</b>	<b>3977</b>	<b>11040</b>	<b>4200</b>	<b>0</b>					
9	Jhalokathhi	10973	2051	1702	Sadar	93										90	24000	341	2240	100					
					Rajapur	100												90	40000	525	3600	150			
					Kathalia	108								170	92	0		205	97000	2634	6600	200			
					Nolchhiti	45												50	19000	243	1560	50			
					distribution thru diff. channel																				
Reserved at DPHE district warehouse															100000										
<b>Sub total</b>		<b>10973</b>	<b>2051</b>	<b>1702</b>		<b>346</b>	<b>0</b>	<b>0</b>	<b>0</b>	<b>0</b>	<b>170</b>	<b>92</b>	<b>0</b>	<b>0</b>	<b>435</b>	<b>280000</b>	<b>3743</b>	<b>14000</b>	<b>500</b>	<b>0</b>					

Sl. No.	District	Water Source before Cyclone	Damaged	Repaired to Date	New Tube well establishment activity by assistance of DC, UNO & Joint Forces				Total newly established (8+10)	No. of ponds used for drinking water	No. of damaged pond	No. of usable ponds to date	Mobile Water Plant		Other Assistance										
					Upazila	By Contractor		Special allotment for establishment of TW through WATSAN					Place	Number	Jarrycan	Tab.	Blitching Powder (kg)	Lime (kg)	Fitkiri (kg)	Mineral Water (lit.)					
						Work order given	No. of established TW	No. allotted													No. of established TW				
1	2	3	4	5	6	7	8	9	10	11	12	13	14	15	16	17	18	19	20	21	22				
10	Madaripur	16627	209	177	Sadar	35						101	20			50	39000	20	90						
					Shibchar	0								104	20			49	38000	20	95				
					Rajoir	0									80	16			42	26000	17	75			
					Kalkini	0									124	20			44	28000	20	115			
					distribution thru diff. channel																				
					Reserved at DPHE district warehouse																				
<b>Sub total</b>		<b>16627</b>	<b>209</b>	<b>177</b>		<b>35</b>	<b>0</b>	<b>0</b>	<b>0</b>	<b>0</b>	<b>0</b>	<b>409</b>	<b>76</b>	<b>0</b>	<b>0</b>	<b>185</b>	<b>131000</b>	<b>77</b>	<b>375</b>	<b>0</b>	<b>0</b>				
11	Gopalganj	16383	283	222	Sadar																				
					Kashiani	25																			
					Kotalipara	22	5								80	74			100	50000	45	154			
					Moksedpur	45	4																		
					Tungipara	25																			
					distribution thru diff. channel	25																			
Reserved at DPHE district warehouse																									
<b>Sub total</b>		<b>16383</b>	<b>283</b>	<b>222</b>		<b>142</b>	<b>9</b>	<b>0</b>	<b>0</b>	<b>9</b>	<b>0</b>	<b>80</b>	<b>74</b>	<b>0</b>	<b>100</b>	<b>50000</b>	<b>45</b>	<b>154</b>	<b>0</b>	<b>0</b>					
12	Sariatpur	15265	576	535	Sadar	0						112	38			130	12000	143	38						
					Jajira	44	3								117	41			140	12000	144	41			
					Noria	22	1									203	43			165	14000	210	43		
					Bhedorganj	44	3									82	43			155	14000	156	43		
					Damuda	0										103	41			83	11000	140	41		
					Goshaighat	0										67	33			77	11000	160	33		
					distribution thru diff. channel																				
Reserved at DPHE district warehouse																									
<b>Sub total</b>		<b>15265</b>	<b>576</b>	<b>535</b>		<b>110</b>	<b>7</b>	<b>0</b>	<b>0</b>	<b>7</b>	<b>0</b>	<b>684</b>	<b>239</b>	<b>0</b>	<b>750</b>	<b>74000</b>	<b>953</b>	<b>239</b>	<b>0</b>	<b>0</b>					
<b>G. Total</b>		<b>221039</b>	<b>12984</b>	<b>10273</b>		<b>3471</b>	<b>228</b>	<b>568</b>	<b>69</b>	<b>297</b>	<b>9289</b>	<b>7155</b>	<b>2668</b>	<b>10</b>	<b>14669</b>	<b>4452000</b>	<b>18405</b>	<b>52928</b>	<b>16955</b>	<b>76103</b>					

[Source: Department of Public Health Engineering; Date: December 7, 2007

## Situation Report

### Damage Report due to Cyclone SIDR

Sr No	Name of District	No. of affected upazila	No. of affected union	No. of Affected Family	No. of Affected People	Damaged Crops (Acre)		Damaged Households		No. of death	No. of injured people	No. of missing people	No. of livestock death	Affected Educational Institute		Damaged Road (km)		Damaged Bridge/Culvert	Damaged Embankment (km)	Damaged Trees
						Full	Partial	Full	Partial					Full	Partial	Full	Partial			
1	2	3	4	5	6	7	8	9	10	11	12	13	14	15	16	17	18	19	20	21
1	Barisal	10	91	230085	846076	45275	223563	41470	92242	97			962		4434					300000
2	Jhalokathhi	4	34	149202	763211	117308	67908	69685	76108	47	16206		91329	345	1239	495	1313	20	62	320000
3	Pirojpur	7	51	192831	1011359	72963	81909	63896	80315	400	1161	511	735411	2061	710	383	1259	33	739	750000
4	Borguna	5	42	217279	843669	227403	83202	95412	96245	1277	16310	26	593571	413	649	614	1294	1634	679	1000000
5	Bhola	7	67	28771	147718	22350	148862	15389	20300	42	61	14	7658	665	325	25	87			150000
6	Patuakhali	7	72	252300	611125	60440	254835	53291	132369	457	8500	221	17184	351	1022		838			175000
7	Khulna	9	68	112476	525616	12464	78292	17323	67011	18	173		13652	35	462	11	67		43	45170
8	Satkhira	7	78	42862	212133	2858	45460	5293	12245	20	4	1	162		149	50	25		19	35400
9	Bagerhat	9	78	283482	1221788	58215	237483	118899	130675	810	11428		207085	211	1859	60	1174		259	20000
10	Gopalgang	5	72	55494	257354	8958	34248	24133	85000	35	20		94492	33	555	46				17000
11	Madaripur	4	61	92300	595000	3330	9460	4991	7509	41	119		30	37	91					30444
12	Shariatpur	6	70	95562	423023	20536	43235	27993	54325	17	1232		159	31	480					776429
13	Faridpur	8	83	38635	154540	23200	75542	1000	37635	16		3	52		34					153300
14	Rajbari	4	42	755	3775	3200	9359	3789	755	1										2000
15	Dhaka	5	49	3036	15180		9114	15	3036	6	2					2				9000
16	Narayanganj	4	44	14164	57998	6889	1297	476	5156	12			153		35					2000
17	Munshiganj	6	67	21590	102322	3080	6553	2804	5548	8	18				43		23			8000
18	Narsingdi	6	70	60558	306538	2350	34301	24	5280	3	5		10802		48					160000
19	Chittagong	5	37	3759	15295	1976	4989	603	5181	21		92	4654		9	30	70		34	1200
20	Cox's Bazar	8	43	2004	8555	245	1276	40	1499	7			3		9		21		30	1500
21	Noakhali	5	88	33740	217300	3125	19625	980	2200	1	35		250				150		8	700
22	Feni	6	23	35	156	87	263		30											450
23	Laxmipur	5	54	9988	55695	18500	127483	1479	6652	2	1	1	2		133					700
24	Chandpur	8	123	38133	175579	6550	19301	10342	15443	5			70	47	286		40		2	81673
25	Comilla	16	162	14119	70527	2500	30104	806	3412						98					1400
26	Jessore	8	94	55902	223608	103	2008			1	7	2								350
27	Narail	3	41	8592	35024	7615	21656	3629	6177	1					48					750
28	Moulvibazar	3	8	149	755		80	60	89	2			56							850
29	Kishorganj	13	73	5473	18140	4500	16087	55	2628				765	2	3					12000
30	Manikganj	7	65	750	4200	6807	42622						5							10000
<b>Total</b>		<b>200</b>	<b>1950</b>	<b>2064026</b>	<b>8923259</b>	<b>742827</b>	<b>1730117</b>	<b>563877</b>	<b>955065</b>	<b>3347</b>	<b>55282</b>	<b>871</b>	<b>1778507</b>	<b>4231</b>	<b>12723</b>	<b>1714</b>	<b>6361</b>	<b>1687</b>	<b>1875</b>	<b>4065316</b>

[Source: Ministry of Food and Disaster Management (MoFDM) Relief Control Cell (RCC); Date: December 08, 2007 compiled at 1500 BST]

The Disaster Management Information Centre is the information hub of the Ministry of Food and Disaster Management for risk reduction, hazard early warnings and emergency response and recovery activities

