



**Disaster Management Information Centre  
Disaster Management Bureau (DMB)  
Ministry of Food and Disaster Management**

Disaster Management and Relief Bhaban (6<sup>th</sup> Floor)  
92-93 Mohakhali C/A, Dhaka-1212, Bangladesh  
Phone: +88-02-9890937, Fax: +88-02-9890854  
Email: [info@dmic.cdmp.org.bd](mailto:info@dmic.cdmp.org.bd), [dmb@bttb.net.bd](mailto:dmb@bttb.net.bd)  
Web: <http://www.cdmp.org.bd>, <http://www.dmb.gov.bd>



**Emergency Title:**

**Cyclonic Storm "SIDR"**

**Emergency Location:**

**Bangladesh**  
20°22'N-26°36'N, 87°48'E-92°41'E,

**Covering Period:**

From: MON-17-DEC-2007:1800  
To: TUE-18-DEC-2007:1800

**Transmission Date/Time:**

TUE-18-DEC-2007:1800

**Prepared by:**

DMIC, DMB

**Summary of Cyclone Sidr Response**

Updated official report from MoFDM illustrates that the number of death caused by tropical cyclone 'SIDR' has risen to **3,363 affecting 8.9 million** people of **2 million** families. These casualties and damages of houses, livestock, crops, educational institutions, roads and embankments have been reported from **1,950** unions of 200 upazilas of 30 districts. Most deaths and damages have been attributed to the storm surge.

AFD is working on non-stop basis and carrying the relief goods to the local administrations, communities at the very remote locations by both BAF Aircrafts and also by river.


Up to December 13, 2007 GoB has allocated approximately 1721 million BDT from Honorable Chief Advisor's Relief & Welfare Fund and DRR, MoFDM for the Sidr victims. GoB has also allocated 17240 MT GR Rice, distributed 43,000 food bags, 66,700 blankets, 16,904 tents, 3,348 carton utensils and 13,000 bundles of CI sheets by the Directorate of Relief and Rehabilitation (DRR).

**Total Death: 3,363**  
**People Missed: 871**  
**Family Affected: 2,064,026**  
**People Affected: 8,923,259**  
**Houses Damaged: 1,518,942**  
**Crops Damaged: 2,472,944 acre**  
**Trees Destroyed: 4,065,316**

**Actions Taken:**

- 15000 tarpaulins received from UNICEF, India has been distributed in worse affected Bagerhat, Borguna, Patuakhali and Pirojpur districts.
- A committee has been formed regarding construction of cyclone shelters and killas for the safety of people and livestock of coastal areas. The committee will assess the demand of cyclone shelters and killas considering the number, area, accommodation capacity and present condition of existing cyclone shelters and killas and to select suitable location considering the vulnerable community.
- Another committee has been formed regarding construction of cyclone shelters and killas to provide necessary technical assistance for the safety of people and livestock of coastal areas. The committee

The Disaster Management Information Centre is the information hub of the Ministry of Food and Disaster Management for risk reduction, hazard early warnings and emergency response and recovery activities



## Situation Report

will propose construction procedure with alternative proposals; identify type, area and multipurpose use of shelters and killas based on geographic locations and estimated cost.

- 6200 pcs blankets, 4000 pcs towels, 4000 pcs soaps, 4000 pcs toothbrushes, 150 cartons of milk and medicines provided by the Government of Korea have been handed over to armed forces division today to send promptly to Bagerhat, Borguna, Pirojpur and Patuakhali.
- Post Sidr Relief Operation Coordination Cell (PSROCC) has been shifted to a new location. The new location of PSROCC is at the Barisal Stadium and their new Telephone No: 0431-217-6250, new fax No: 0431-217-6249.

### Contribution to Chief Adviser's Relief and Welfare Fund

If you would like to contribute to the "**Chief Adviser's Relief and Welfare Fund**" you may follow any of the following procedures:

#### Cash money or Bank cheque:

A. You may directly deposit your monetary contribution (cash money or bank cheque or any other form of banking transaction) directly to the following account:

**Chief Adviser's Relief & Welfare Fund**  
**Current Account No. 33004093**  
**Sonali Bank, Prime Minister's Office Branch**  
**Tejgaon, Dhaka**

B. You may send your crossed cheque (Not cash money) to the fund with a forwarding letter to the following address:

**Principal Secretary**  
**Chief Adviser's Office**  
**Tejgaon, Dhaka, Bangladesh**  
**Attention: Assignment Officer, Chief Adviser's Office**

C. If you would like to hand over your contribution to the honorable Chief Adviser personally, you may send a fax mail with your details (Contact address, phone and fax numbers) to the following faxes: + 880-2-8151700, + 880-2-8111490. This office will contact you for further action in this regard.

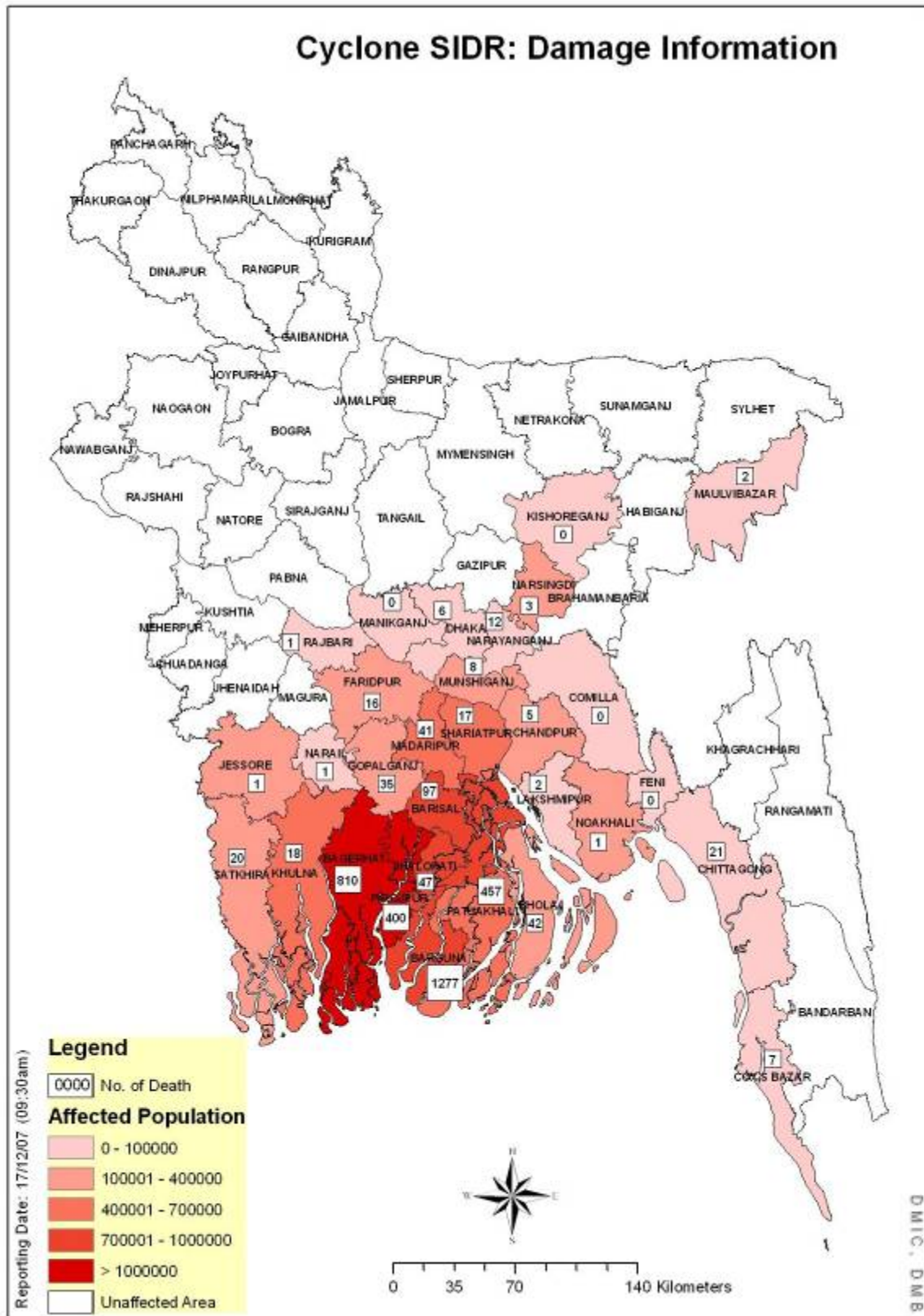
#### Relief goods:

D. If you are interested to send any other kind of relief for the flood affected people then you may fax with relevant details of the contribution and your contact address to the following fax numbers: + 880-2-8151700, + 880-2-8111490. This office will contact you for further action in this regard.

#### Other information:

E. If you have any other queries in regard to your contribution to the "Chief Adviser's Relief and Welfare Fund" you may contact the Assignment Officer to the Honorable Chief Adviser in the following phone number: + 880-2-8153082.

SIDR Damage

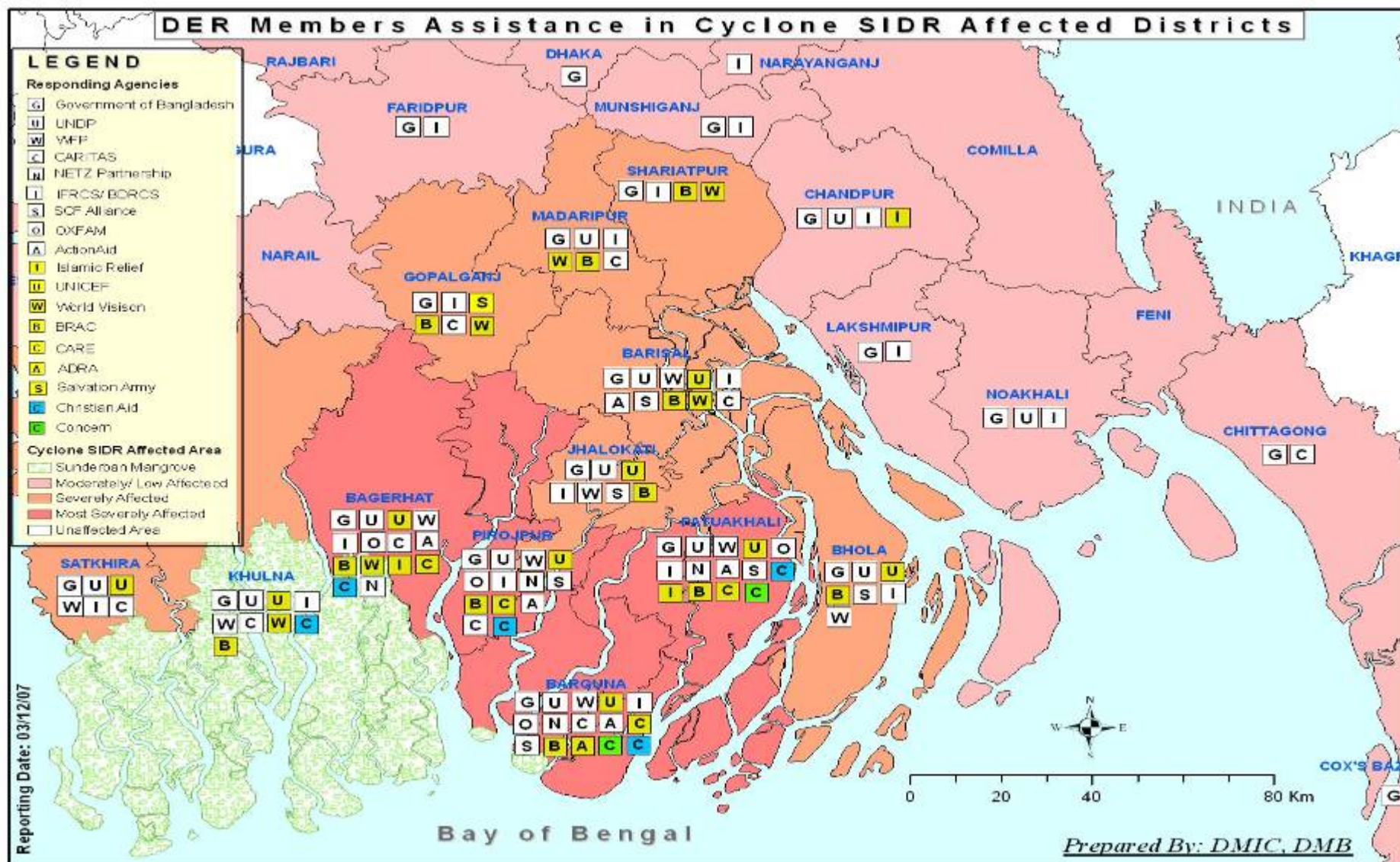


**Most affected areas by Sidr**

The most affected areas of the Sidr in terms of deaths are Borguna, Bagerhat, Patuakhali and Pirozpur. Other most affected districts are Barisal, Khulna, Satkhira, Jhalokathi, Bhola, Madaripur, Gopalganj, Shariatpur etc.

The Disaster Management Information Centre is the information hub of the Ministry of Food and Disaster Management for risk reduction, hazardous early warnings and emergency response and recovery activities

Cyclone 'SIDR' Emergency Response



The Disaster Management Information Centre is the information hub of the Ministry of Food and Disaster Management for risk reduction, hazard early warnings and emergency response and recovery activities

Relief Activities to Cyclone SIDR Victims by DRR

Sl. No.	District	Allocated								Allocation from Honourable Chief Advisor's Relief and Welfare Fund
		GR Rice MT	GR Cash BDT	House Building Grant BDT	Others					
					Foods (Bag)	Blanket (pcs.)	Tent (pcs.)	Utensils (Carton)	CI Sheets (Bundle)	
1	2	3	4	5	6	7	8	9	10	11
1	Patuakhali	2740	3800000.00	184500000.00	6500	9230	2676	500	2000	80000000
2	Bagerhat	2450	4297000.00	34500000.00	8000	9230	2775	500	2000	388830000
3	Borguna	2800	3550000.00	31925000.00	6500	9120	2677	500	1500	389660000
4	Jhalokathhi	1190	2289000.00	16000000.00	6000	4220	200	0	1000	45000000
5	Pirozpur	2535	4120000.00	181900000.00	0	8900	2366	500	1500	80000000
6	Satkhira	875	1369000.00	10500000.00	0	5000	700	500	500	40000000
7	Barisal	1500	1283000.00	15300000.00	0	4000	710	500	2000	35000000
8	Bhola	350	1050000.00	16000000.00	0	2000	700	0	500	35000000
9	Laxmipur	200	375000.00	0.00	0	1000	300	0	0	10000000
10	Khulna	850	1650000.00	6000000.00	0	3000	350	348	500	32500000
11	Gopalganj	400	250000.00	6000000.00	0	2000	300	0	500	12500000
12	Shariatpur	250	250000.00	6000000.00	0	2000	300	0	500	12500000
13	Madaripur	350	250000.00	6000000.00	0	2000	300	0	500	17500000
14	Faridpur	100	0.00	0.00	0	1000	0	0	0	3000000
15	Munshiganj	100	0.00	0.00	0	0	0	0	0	0
16	Dhaka	0	0.00	0.00	0	0	0	0	0	0
17	Cox's Bazar	0	0.00	0.00	0	1000	600	0	0	0
18	Chittagang	0	0.00	0.00	0	1000	700	0	0	0
19	Chandpur	200	425000.00	0.00	0	1000	350	0	0	0
20	Noakhali	0	0.00	0.00	0	1000	450	0	0	0
21	Narshingdi	50	0.00	0.00	2000	0	0	0	0	0
22	Narayanganj	50	0.00	0.00	2000	0	0	0	0	0
23	Rajbari	50	0.00	0.00	4000	0	0	0	0	0
24	Feni	50	0.00	0.00	0	0	450	0	0	0
25	Comilla	0	0.00	0.00	0	0	0	0	0	0
26	Jessore	50	0.00	0.00	2000	0	0	0	0	0
27	Narail	0	0.00	0.00	1000	0	0	0	0	0
28	Moulvibazar	50	0.00	0.00	0	0	0	0	0	0
29	Kishorganj	0	0.00	0.00	2000	0	0	0	0	0
30	Manikganj	50	0.00	0.00	3000	0	0	0	0	0
	<b>Total</b>	<b>17240</b>	<b>24958000</b>	<b>514625000</b>	<b>43000</b>	<b>66700</b>	<b>16904</b>	<b>3348</b>	<b>13000</b>	<b>1181490000</b>

[Source: Directorate of Relief and Rehabilitation – DRR; Date: December 13, 2007]

BRAC

Sl. No.	Name of Region	Name of District	No. of Upazila	No. of Branch Office	No. of Union	Total Distribution (H/H)	Cumulative Distribution (H/H)	Cloth (Pices)	Milk (Ltr)
1	Barisal	Barisal	10	69	101	0	10775	0	0
3	Barisal	Bhola	7	29	62	0	2400	0	0
2	Barisal	Jhalokathi	6	22	32	0	7400	10705	0
	<b>Sub-Total</b>		<b>23</b>	<b>120</b>	<b>195</b>	<b>0</b>	<b>20575</b>	<b>10705</b>	<b>0</b>
4	Khulna	Bagerhat	9	32	74	0	39500	107550	8110
5	Khulna	Khulna	9	13	14	0	3150	0	0
	<b>Sub-Total</b>		<b>18</b>	<b>45</b>	<b>88</b>	<b>0</b>	<b>42650</b>	<b>107550</b>	<b>8110</b>
6	Patuakhali	Barguna	4	33	33	0	33150	30317	6698
7	Patuakhali	Patuakhali	6	32	67	0	23300	37621	5204
8	Patuakhali	Pirojpur	4	25	40	0	16950	15594	0
	<b>Sub-Total</b>		<b>14</b>	<b>90</b>	<b>140</b>	<b>0</b>	<b>73400</b>	<b>83532</b>	<b>11902</b>
9	Faridpur	Gopalganj	6	59	74	0	5000	0	0
10	Faridpur	Madaripur	4	17	37	0	4500	0	0
11	Faridpur	Shariatpur	7	14	57	0	5300	0	0
	<b>Sub-Total</b>		<b>17</b>	<b>90</b>	<b>168</b>	<b>0</b>	<b>14800</b>	<b>0</b>	<b>0</b>
	<b>Total</b>		<b>72</b>	<b>345</b>	<b>591</b>	<b>0</b>	<b>151425</b>	<b>201787</b>	<b>20012</b>
* Immediate Response									33274
<b>G.Total</b>							<b>184699</b>	<b>201787</b>	<b>20012</b>

**Food Package:**

- Rice-10 Kg, Lentil-1 Kg, Biscuit-2 Pkt, Match-2 Box, Cash 200 Tk.
- The first phase package that include Rice-10 kg, Dal- 2 kg, Potato- 2 kg, Oil-250 ml, Salt-1 kg, Biscuit- 2 Pkt., Match - 2 box was distributed among 44392 households.

**\* Note:**

- A package of 1 kg Chira (Flattened Rice) and 250 gm Gur (Molasses) was distributed among 33,274 households as immediate response after the cyclone during November 16-17, 2007
- Cash for Work: 4,398,977 (covered - 8 Districts, 51 Upazilas)

**Total Distribution**

Materials	Quantity	Materials	Quantity
Rice	1516.23 (MT)	Milk	20012 Litre
Cash (TK)	2,14,06,600 (Tk)	Biscuit	31.31 (MT)
Lentil	196.19 (MT)	Clothes	201787 Pics
Flat Rice	169.45 (MT)	Blanket	2453 Pics.
Potato	88.78 (MT)	Match	303265 (Box)
Salt	44.65 (MT)	Oil	11.09 (MT)
Molasses	41.65 (MT)	Chocolate	161400 pics

[Source: BRAC; Date: December 18, 2007]

The Disaster Management Information Centre is the information hub of the Ministry of Food and Disaster Management for risk reduction, hazard early warnings and emergency response and recovery activities

Status of Relief Items at MoFDM Co-ordination Cell, Barisal

Sl. No.	Items	Transported by	Amount (MT)		Distribution (MT)		Present Stock
			Previous Stock	Received	Location	Amount	
1	Food & Cloths	BS JAHANGIR		42.144	Pirojpur	42.144	0
2	Power Tiller	BS JAHANGIR			Pirojpur		0
<b>Total</b>			0	42.144		42.144	0

[Source: MoFDM Co-ordination Cell, Barisal; Date: December 14, 2007]

**World Food Programme, Bangladesh**  
Emergency Operation (EMOP); Cyclone Sidr 2007  
Food Distribution Plan for December 2007  
Distribution Start Date: 14 December 2007

District	Upazila	No. of UP	Target affected population (nos.)	Target affected family (nos.)	Food Commodities (MT)						Implementing Partner	
					Rice	Pulses	Salt	Veg. oil	HEB	Total		
Barguna	Patharghata	7	72,616	14,523	435.70	130.71	14.52	39.95	10.89	631.77	Shushilan	
Barguna	Sadar	10	106,494	21,299	638.96	191.69	21.30	58.59	15.97	926.52		
Barguna	Amtali	10	116,858	23,372	701.15	210.34	23.37	64.30	17.53	1,016.69		
Barguna	Betagi	7	41,605	8,321	249.63	74.89	8.32	22.89	6.24	361.97		
Barguna	Bamna	4	24,332	4,866	145.99	43.80	4.87	13.39	3.65	211.69		
<b>Sub Total:</b>		<b>38</b>	<b>361,905</b>	<b>72,381</b>	<b>2,171.43</b>	<b>651.43</b>	<b>72.38</b>	<b>199.12</b>	<b>54.29</b>	<b>3,148.65</b>		
Patuakhali	Galachipa	17	35,657	20,987	629.61	188.88	20.99	57.74	15.74	912.96	Save the Children USA	
Patuakhali	Kalapara	9	43,247	15,000	450.00	135.00	15.00	41.27	11.25	652.52		
Patuakhali	Patuakhali	12	127,725	17,000	510.00	153.00	17.00	46.77	12.75	739.52		
Patuakhali	Mirza	6	14,307	8,000	240.00	72.00	8.00	22.01	6.00	348.01		
Patuakhali	Bauphal	14	130,066	14,000	420.00	126.00	14.00	38.51	10.50	609.01		
Patuakhali	Dashmina	6	7,413	2,500	75.00	22.50	2.50	6.88	1.88	108.75		
Patuakhali	Dumki	4	39,019	2,000	60.00	18.00	2.00	5.50	1.50	87.00		
<b>Sub Total:</b>		<b>68</b>	<b>397,434</b>	<b>79,487</b>	<b>2,384.61</b>	<b>715.38</b>	<b>79.49</b>	<b>218.67</b>	<b>59.62</b>	<b>3,457.76</b>		
Perojpur	Mathbaria	11	69,514	13,903	417.08	125.13	13.90	38.25	10.43	604.79	Proshika	
Perojpur	Zianagar	3	24,239	4,848	145.43	43.63	4.85	13.34	3.64	210.88		
Perojpur	Sadar	7	35,030	7,006	210.18	63.05	7.01	19.27	5.25	304.77		
Perojpur	Bhandaria	7	34,757	6,951	208.54	62.56	6.95	19.12	5.21	302.39		
Perojpur	Nazirpur	8	26,140	5,228	156.84	47.05	5.23	14.38	3.92	227.42		
Perojpur	Kaukhali	5	19,116	3,823	114.70	34.41	3.82	10.52	2.87	166.31		
Perojpur	Nesarabad	10	60,467	12,093	362.80	108.84	12.09	33.27	9.07	526.07		
<b>Sub Total:</b>		<b>51</b>	<b>269,263</b>	<b>53,853</b>	<b>1,615.58</b>	<b>484.67</b>	<b>53.85</b>	<b>148.15</b>	<b>40.39</b>	<b>2,342.64</b>		
Barisal	Bakerganj	14	106,855	21,371	641.13	192.34	21.37	58.79	16.03	929.66	Save the Children USA	
Barisal	Mehendiganj	13	39,107	7,821	234.64	70.39	7.82	21.52	5.87	340.24		
Barisal	Hizla	7	32,626	6,525	195.76	58.73	6.53	17.95	4.89	283.85		
Barisal	Muladi	7	8,818	1,764	52.91	15.87	1.76	4.85	1.32	76.72		
Barisal	Wazirpur	9	97,878	19,576	587.27	176.18	19.58	53.85	14.68	851.56		
Barisal	Agailjhara	5	22,926	4,585	137.56	41.27	4.59	12.61	3.44	199.46		
Barisal	Gournadi	7	32,626	6,525	195.76	58.73	6.53	17.95	4.89	283.85		
Barisal	Sadar	10	26,454	5,291	158.72	47.62	5.29	14.55	3.97	230.15		
Barisal	Banaripara	8	24,690	4,938	148.14	44.44	4.94	13.58	3.70	214.81		
Barisal	Babuganj	6	15,519	3,104	93.12	27.93	3.10	8.54	2.33	135.02		
<b>Sub Total:</b>		<b>86</b>	<b>407,500.00</b>	<b>81,500</b>	<b>2,445.00</b>	<b>733.50</b>	<b>81.50</b>	<b>224.21</b>	<b>61.13</b>	<b>3,545.33</b>		
Bagerhat	Sarankhola	4	50,000	10,000	300.00	90.00	10.00	27.51	7.50	435.01		CARE
Bagerhat	Morrelganj	16	85,000	17,000	510.00	153.00	17.00	46.77	12.75	739.52		
Bagerhat	Mongla	6	40,000	8,000	240.00	72.00	8.00	22.01	6.00	348.01		
Bagerhat	Kuchua	7	35,000	7,000	210.00	63.00	7.00	19.26	5.25	304.51		
Bagerhat	Bagerhat	10	50,000	10,000	300.00	90.00	10.00	27.51	7.50	435.01		
Bagerhat	Chitalmari	7	35,000	7,000	210.00	63.00	7.00	19.26	5.25	304.51		
Bagerhat	Fakirhat	8	15,000	3,000	90.00	27.00	3.00	8.25	2.25	130.50		
Bagerhat	Mollahat	7	15,000	3,000	90.00	27.00	3.00	8.25	2.25	130.50		
Bagerhat	Rampal	10	20,000	4,000	120.00	36.00	4.00	11.00	3.00	174.00		

The Disaster Management Information Centre is the information hub of the Ministry of Food and Disaster Management for risk reduction, hazard early warnings and emergency response and recovery activities

## Situation Report

District	Upazila	No. of UP	Target affected population (nos.)	Target affected family (nos.)	Food Commodities (MT)						Implementing Partner
					Rice	Pulses	Salt	Veg. oil	HEB	Total	
<b>Sub Total:</b>		<b>75</b>	<b>345,000</b>	<b>69,000</b>	<b>2,070.00</b>	<b>621.00</b>	<b>69.00</b>	<b>189.82</b>	<b>51.75</b>	<b>3,001.57</b>	
Jhalokhati	Kanthalia	6	82,813	16,563	496.88	149.06	16.56	45.56	12.42	720.49	Islamic Relief
Jhalokhati	Rajapur	6	53,392	10,678	320.35	96.10	10.68	29.38	8.01	464.52	
Jhalokhati	Jhalokati	10	97,402	19,480	584.41	175.32	19.48	53.59	14.61	847.42	
Jhalokhati	Nalchity	10	91,643	18,329	549.86	164.96	18.33	50.42	13.75	797.31	
<b>Sub Total:</b>		<b>32</b>	<b>325,250</b>	<b>65,050</b>	<b>1,951.50</b>	<b>585.45</b>	<b>65.05</b>	<b>178.95</b>	<b>48.79</b>	<b>2,829.74</b>	
Khulna	Dacope	9	35,000	7,000	210.00	63.00	7.00	19.26	5.25	304.51	Shushilan
Khulna	Koyra	7	26,000	5,200	156.00	46.80	5.20	14.31	3.90	226.21	
Khulna	Paikgachha	10	15,000	3,000	90.00	27.00	3.00	8.25	2.25	130.50	
Khulna	Rupsa	5	18,000	3,600	108.00	32.40	3.60	9.90	2.70	156.60	
<b>Sub Total:</b>		<b>31</b>	<b>94,000</b>	<b>18,800</b>	<b>564.00</b>	<b>169.20</b>	<b>18.80</b>	<b>51.72</b>	<b>14.10</b>	<b>817.82</b>	
Satkhira	Shyamnagar	12	47,500	9,500	285.00	85.50	9.50	26.13	7.13	413.26	World Vision
<b>Sub Total:</b>		<b>12</b>	<b>47,500</b>	<b>9,500</b>	<b>285.00</b>	<b>85.50</b>	<b>9.50</b>	<b>26.13</b>	<b>7.13</b>	<b>413.26</b>	
Bhola	Bhola	13	21,410	4,282	128.46	38.54	4.28	11.78	3.21	186.28	Save the Children USA
Bhola	Burhanuddin	9	16,767	3,353	100.60	30.18	3.35	9.23	2.52	145.88	
Bhola	Char Fasson	14	16,125	3,225	96.75	29.02	3.22	8.87	2.42	140.29	
Bhola	Daulatkhan	9	20,854	4,171	125.13	37.54	4.17	11.47	3.13	181.44	
Bhola	Lalmohan	9	890	178	5.34	1.60	0.18	0.49	0.13	7.74	
Bhola	Manpura	3	2,286	457	13.71	4.11	0.46	1.26	0.34	19.89	
Bhola	Tazumuddin	5	1,668	334	10.01	3.00	0.33	0.92	0.25	14.51	
<b>Sub Total:</b>		<b>62</b>	<b>80,000</b>	<b>16,000</b>	<b>480.00</b>	<b>144.00</b>	<b>16.00</b>	<b>44.02</b>	<b>12.00</b>	<b>696.02</b>	
<b>Grand Total:</b>		<b>455</b>	<b>2,327,852</b>	<b>465,571</b>	<b>13,967.12</b>	<b>4,190.14</b>	<b>465.57</b>	<b>1,280.78</b>	<b>349.18</b>	<b>20,252.79</b>	

Family Ration: Rice 30 kgs, Pulses 9 kgs, Salt 1 kg, Veg. Oil 2.75 kgs, HEB 0.75 kg.

[Source: WFP; Date: December 17, 2007]

## Situation Report

### Damage Report due to Cyclone SIDR

Sr No	Name of District	No. of affected upazila	No. of affected union	No. of Affected Family	No. of Affected People	Damaged Crops (Acre)		Damaged Households		No. of death	No. of injured people	No. of missing people	No. of livestock death	Affected Educational Institute		Damaged Road (km)		Damaged Bridge/Culvert	Damaged Embankment (km)	Damaged Trees
						Full	Partial	Full	Partial					Full	Partial	Full	Partial			
1	2	3	4	5	6	7	8	9	10	11	12	13	14	15	16	17	18	19	20	21
1	Barisal	10	91	230085	846076	45275	223563	41470	92242	97			962		4434					300000
2	Jhalokathhi	4	34	149202	763211	117308	67908	69685	76108	47	16206		91329	345	1239	495	1313	20	62	320000
3	Pirojpur	7	51	192831	1011359	72963	81909	63896	80315	400	1161	511	735411	2061	710	383	1259	33	739	750000
4	Borguna	5	42	217279	843669	227403	83202	95412	96245	1292	16310	26	593571	413	649	614	1294	1634	679	1000000
5	Bhola	7	67	28771	147718	22350	148862	15389	20300	42	61	14	7658	665	325	25	87			150000
6	Patuakhali	7	72	252300	611125	60440	254835	53291	132369	457	8500	221	17184	351	1022		838			175000
7	Khulna	9	68	112476	525616	12464	78292	17323	67011	18	173		13652	35	462	11	67		43	45170
8	Satkhira	7	78	42862	212133	2858	45460	5293	12245	20	4	1	162		149	50	25		19	35400
9	Bagerhat	9	78	283482	1221788	58215	237483	118899	130675	810	11428		207085	211	1859	60	1174		259	20000
10	Gopalgang	5	72	55494	257354	8958	34248	24133	85000	35	20		94492	33	555	46				17000
11	Madaripur	4	61	92300	595000	3330	9460	4991	7509	41	119		30	37	91					30444
12	Shariatpur	6	70	95562	423023	20536	43235	27993	54325	17	1232		159	31	480					776429
13	Faridpur	8	83	38635	154540	23200	75542	1000	37635	16		3	52		34					153300
14	Rajbari	4	42	755	3775	3200	9359	3789	755	1										2000
15	Dhaka	5	49	3036	15180		9114	15	3036	6	2				2					9000
16	Narayanganj	4	44	14164	57998	6889	1297	476	5156	12			153		35					2000
17	Munshiganj	6	67	21590	102322	3080	6553	2804	5548	8	18				43		23			8000
18	Narsingdi	6	70	60558	306538	2350	34301	24	5280	3	5		10802		48					160000
19	Chittagong	5	37	3759	15295	1976	4989	603	5181	21		92	4654		9	30	70		34	1200
20	Cox's Bazar	8	43	2004	8555	245	1276	40	1499	7			3		9		21		30	1500
21	Noakhali	5	88	33740	217300	3125	19625	980	2200	1	35		250				150		8	700
22	Feni	6	23	35	156	87	263		30											450
23	Laxmipur	5	54	9988	55695	18500	127483	1479	6652	2	1	1	2		133					700
24	Chandpur	8	123	38133	175579	6550	19301	10342	15443	5			70	47	286		40		2	81673
25	Comilla	16	162	14119	70527	2500	30104	806	3412						98					1400
26	Jessore	8	94	55902	223608	103	2008			2	7	2								350
27	Narail	3	41	8592	35024	7615	21656	3629	6177	1					48					750
28	Moulvibazar	3	8	149	755		80	60	89	2			56							850
29	Kishorganj	13	73	5473	18140	4500	16087	55	2628				765	2	3					12000
30	Manikganj	7	65	750	4200	6807	42622						5							10000
<b>Total</b>		<b>200</b>	<b>1950</b>	<b>2064026</b>	<b>8923259</b>	<b>742827</b>	<b>1730117</b>	<b>563877</b>	<b>955065</b>	<b>3363</b>	<b>55282</b>	<b>871</b>	<b>1778507</b>	<b>4231</b>	<b>12723</b>	<b>1714</b>	<b>6361</b>	<b>1687</b>	<b>1875</b>	<b>4065316</b>

[Source: Ministry of Food and Disaster Management (MoFDM) Relief Control Cell (RCC); Date: December 18, 2007 compiled at 0930 BST]

The Disaster Management Information Centre is the information hub of the Ministry of Food and Disaster Management for risk reduction, hazard early warnings and emergency response and recovery activities